



Exclusive lever handles

:DO:RE:MI:, Holgaard, Brighthandle og Ruko-Line

4 exclusive designs on the same basis

Designer lever handles from Ruko help create a coherent expression that combines high security with aesthetic quality.

In this catalogue we have gathered our four exclusive series

- :DO:RE:MI:
- Holgaard
- Brighthandle
- Ruko-Line

Each series has its own strong expression, but all can be combined with each other, and with the broad range of Ruko-Line accessories as the basis, it is possible to meet any need for door fittings.



:DO:RE:MI:

- by Arkitema

The :DO:RE:MI: range was developed in close co-operation with one of Scandinavia's leading architect houses, Arkitema, in order to create a hardware series that is smart, durable and functional. It is the architect's visual expression and Ruko's high standard for quality.



The Holgaard handle

The Holgaard handle was designed by the young drawing office Holgaard Arkitekter, to create a solution that combines the simple and ergonomic in a lever handle that supports the collective architecture.



Brighthandle

Brighthandle is developed by one of Scandinavia's most prominent interior designers, Alexander Lervik. The illuminating lever handle is created with the vision of breaking away from the conventional rules for what a lever handle can be used for and what it should look like.



Ruko-Line

- basis for it all

Beautiful, timeless and solid solution of superior high quality for furnishing first class projects and exciting environments in the entire world, either as independent solutions or as a basic assortment for Ruko's other designer handle solutions.

:DO:RE:MI:

:DO: Lever handles	1.02
:DO: Thumbturns (turn knobs).....	1.04
:DO: Toilet indicators	1.05
:DO: Back plates 52 x 206 mm	1.07
:DO: Back plates 60 x 206 mm	1.08
:DO: Square plates 170 x 175 mm.....	1.10
:DO: Pull handles	1.11
:RE: Lever handles	1.13
:RE: Thumbturns (turn knobs)	1.15
:RE: Toilet indicators	1.16
:RE: Back plates 52 x 206 mm	1.18
:RE: Back plates 60 x 206 mm	1.19
:RE: Square plates 170 x 175 mm.....	1.21
:RE: Pull handles	1.22
:MI: Lever handles	1.24
:MI: Thumbturns (turn knobs)	1.26
:MI: Toilet indicators	1.27
:MI: Back plates 52 x 206 mm	1.29
:MI: Back plates 60 x 206 mm	1.30
:MI: Square plates 170 x 175 mm	1.32
:MI: Pull handles	1.33

Holgaard

Holgaard lever handles	2.01
------------------------------	------

Brighthandle

Brighthandle	3.01
--------------------	------

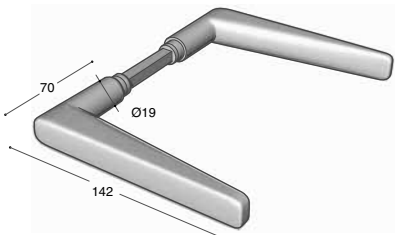
Ruko-Line

Ruko-Line Lever handles	4.01
Ruko-Line Roses for lever handles	4.10
Ruko-Line Spindles for lever handles	4.11
Ruko-Line Key escutcheons	4.12
Ruko-Line Cylinder rings	4.13
Ruko-Line Cylinder escutcheons	4.19
Ruko-Line Thumbturns (turn knobs)	4.20
Ruko-Line Toilet indicators	4.22
Ruko-Line Back plates 52 x 206 mm	4.25
Ruko-Line Back plates 60 x 206 mm	4.27
Ruko-Line Back plates 32 mm.....	4.32
Ruko-Line Square plates 170 x 175 mm	4.40
Ruko-Line Door stops	4.44
Ruko-Line Pull handles	4.46
Ruko-Line Bolts, screws, tools and accessories	4.53

LEVER HANDLES



:DO: Lever handle without roses 0719



Lever handle without roses.

Supplied with 8 x 8 mm spindle in stainless steel.

:DO:RE:MI: lever handles are fitted with needle bearings.

:DO: RE:MI: is manufactured in satin stainless steel grade AISI 316L.

For other products like cylinder rings, back plates etc., please see the Ruko-Line section.

ARTICLE NO.	REF.NO.	DESCRIPTION
951103	0719-0332	:DO: Lever handle without roses Door thickness 32 - 85 mm
951910	9998-1885	Spindle for lever handle Door thickness 85 - 110 mm



LEVER HANDLES

:DO: Lever handle with roses 0719

Lever handle with roses.

Supplied with 8 x 8 mm spindle in stainless steel.

Lever handles with roses are supplied with 2 pcs. M4 x 110 mm through going screws.

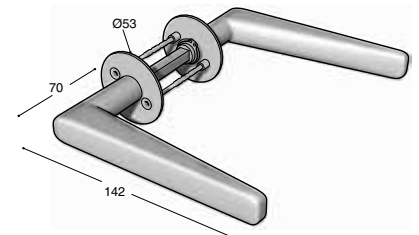
Centre distance 30 or 38 mm.

:DO:RE:MI: lever handles with 30 mm centre roses are supplied with Ruko lever handle plug.

:DO:RE:MI: lever handles are fitted with needle bearings.

:DO: RE:MI: is manufactured in satin stainless steel grade AISI 316L.

For other products like cylinder rings, back plates etc., please see the Ruko-Line section.

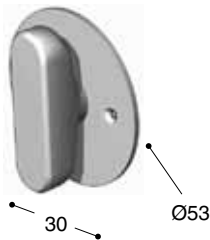


ARTICLE NO.	REF.NO.	DESCRIPTION
951102	0719-0432	:DO: Lever handle with roses 30 mm centre. Door thickness 32 - 85 mm
951104	0719-0632	:DO: Lever handle with roses 38 mm centre. Door thickness 32 - 85 mm
951910	9998-1885	Spindle for lever handle Door thickness 85 - 110 mm

THUMBTURN



:DO: Thumbturn 2705-0130



Thumbturn for Evolution and modular lockcases.

Thumbturns are supplied with 2 pcs. M5 x 28 mm cylinder screws and follower.

Centre distance 30 mm.

:DO:RE:MI: is manufactured in satin stainless steel grade AISI 316L.

For other products like cylinder rings, back plates etc., please see the Ruko-Line section.

ARTICLE NO.	REF.NO.	DESCRIPTION
951133	2705-0130	:DO: Thumbturn

TOILET INDICATOR SETS

:DO: Toilet indicator set 3006-0130

Toilet indicator set for Evolution and modular lockcases.

Toilet indicator set with exterior red/white indication and emergency release and internal thumbturn.

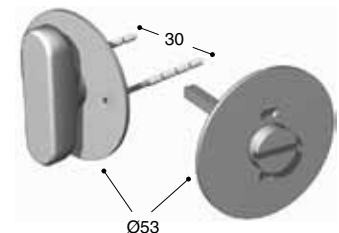
The toilet indicator sets are suitable for door thickness 40 to 50 mm and supplied with 2 pcs. M4 x 75 mm through going screws and follower.

Centre distance 30 mm.

:DO:RE:MI: is manufactured in satin stainless steel grade AISI 316L.

For other products like cylinder rings, back plates etc., please see the Ruko-Line section.

ARTICLE NO.	REF.NO.	DESCRIPTION
951554	3006-0130	:DO: Toilet indicator set, 30 mm centre



:DO: Toilet indicator set 3006-0127

Toilet indicator set for BODA lockcases or similar.

Toilet indicator set with exterior red/white indication and emergency release and internal thumbturn.

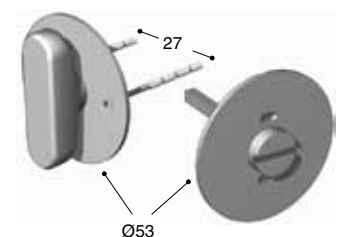
The toilet indicator sets are suitable for door thickness 40 to 50 mm and supplied with 2 pcs. M4 x 75 mm through going screw.

Centre distance 27 mm.

:DO:RE:MI: is manufactured in satin stainless steel grade AISI 316L.

For other products like cylinder rings, back plates etc., please see the Ruko-Line section.

ARTICLE NO.	REF.NO.	DESCRIPTION
951555	3006-0127	:DO: Toilet indicator set, 27 mm centre



TOILET INDICATOR SETS



:DO: Toilet indicator 3006-0138



Toilet Indicator set :DO: for DIN/EURO lockcases.

Toilet indicator set with external red/white indication, emergency release and internal thumbturn.

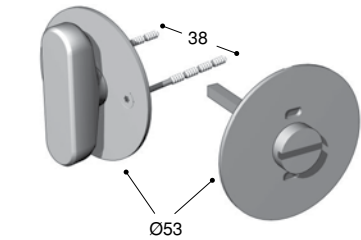
Toilet indicator sets are suitable for door thickness 40 to 50 mm and supplied with 2 pcs. M4 x 75 mm through going screws.

Centre distance 38 mm. Door thickness 40 to 50 mm.

Supplied with 2 pcs M4x75 mm screws.

:DO:RE:MI: is manufactured in satin stainless steel grade AISI 316L

For other products like cylinder rings, back plates etc., please see the Ruko-Line section.



ARTICLE NO.	REF.NO.	DESCRIPTION
951556	3006-0138	:DO: Toilet Indicator set, 38 mm centre



BACK PLATES 52 MM

:DO: Back plate 5236-0105

Back plate with thumbturn and hole for lever handle. Fits Evolution and modular lockcases.

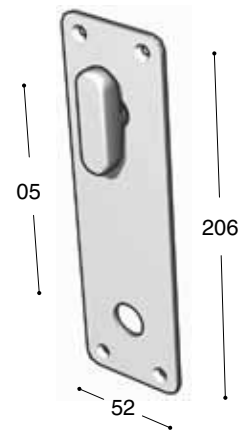
Size: 52 x 206 x 2 mm. Centre distance 105 mm.

The back plate is supplied with cylinder screws M5 x 28 mm and follower.

Back plates are supplied without fixing screws.

:DO:RE:MI: is manufactured in satin stainless steel grade AISI 316L.

For other products like cylinder rings, back plates etc., please see the Ruko-Line section.



ARTICLE NO.	REF.NO.	DESCRIPTION
951571	5236-0105	:DO: Back plate 52 mm

:DO: Back plate 5276-0100

Back plate with thumbturn. Fits Evolution and modular lockcases.

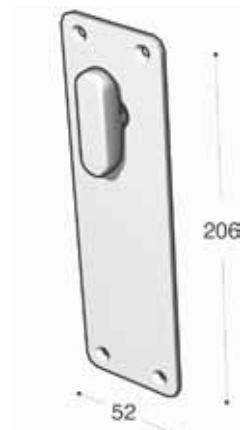
Size: 52 x 206 x 2 mm.

The back plate is supplied with cylinder screws M5 x 28 mm and follower.

Back plates are supplied without fixing screws.

:DO:RE:MI: is manufactured in satin stainless steel grade AISI 316L.

For other products like cylinder rings, back plates etc., please see the Ruko-Line section.

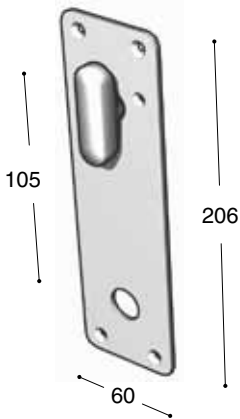


ARTICLE NO.	REF.NO.	DESCRIPTION
951577	5276-0100	:DO: Back plate 52 mm

BACK PLATES 60 MM



:DO: Back plate 6016-0105



Back plate with thumbturn and hole for lever handle. Fits Evolution and modular lockcases.

Size: 60 x 206 x 2 mm. Centre distance 105 mm.

The back plate is supplied with cylinder screws M5 x 28 mm and follower.

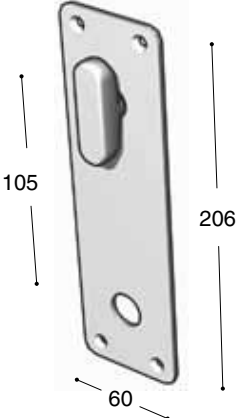
Back plates are supplied without fixing screws.

:DO:RE:MI: is manufactured in satin stainless steel grade AISI 316L.

For other products like cylinder rings, back plates etc., please see the Ruko-Line section.

ARTICLE NO.	REF.NO.	DESCRIPTION
951587	6016-0105	:DO: Back plate 60 mm

:DO: Back plate 6036-0105



Back plate with thumbturn and hole for lever handle. Fits Evolution and modular lockcases.

Size: 60 x 206 x 2 mm. Centre distance 105 mm.

The back plate is supplied with cylinder screws M5 x 28 mm and follower.

Back plates are supplied without fixing screws.

:DO:RE:MI: is manufactured in satin stainless steel grade AISI 316L.

For other products like cylinder rings, back plates etc., please see the Ruko-Line section.

ARTICLE NO.	REF.NO.	DESCRIPTION
951594	6036-0105	:DO: Back plate 60 mm



BACK PLATES 60 MM

:DO: Back plate 6056-0100

Back plate with thumbturn. Fits Evolution and modular lockcases.

Size: 60 x 206 x 2 mm.

The back plate is supplied with cylinder screws M5 x 28 mm and follower.

Back plates are supplied without fixing screws.

:DO:RE:MI: is manufactured in satin stainless steel grade AISI 316L.

For other products like cylinder rings, back plates etc., please see the Ruko-Line section.

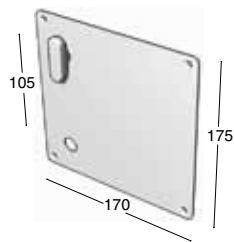


ARTICLE NO.	REF.NO.	DESCRIPTION
951600	6056-0100	:DO: Back plate 60 mm

SQUARE PLATES



:DO: Square plate 6536



Square plate with thumbturn and hole for lever handle. Fits Evolution and modular lockcases.

Size: 170 x 175 x 2 mm. Centre distance 105mm.

The square plate is supplied with cylinder screws M5 x 28 mm and follower.

Square plates are handed.

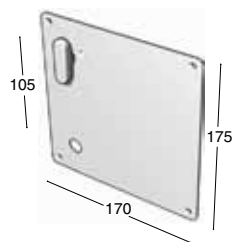
Square plates are supplied without fixing screws.

:DO:RE:MI: is manufactured in satin stainless steel grade AISI 316L.

For other products like cylinder rings, back plates etc., please see the Ruko-Line section.

ARTICLE NO.	REF.NO.	DESCRIPTION
951675	6536-1105	:DO: Square plate, right
951676	6536-1205	:DO: Square plate, left

:DO: Square plate 6516



Back plate with thumbturn and hole for lever handle. Fits Evolution and modular lockcases.

Size: 170 x 175 x 2 mm. Centre distance 105mm.

The square plate is supplied with cylinder screws M5 x 28 mm and follower.

Square plates are handed.

Square plates are supplied without fixing screws.

:DO:RE:MI: is manufactured in satin stainless steel grade AISI 316L.

For other products like cylinder rings, back plates etc., please see the Ruko-Line section.

ARTICLE NO.	REF.NO.	DESCRIPTION
951661	6516-1105	:DO: Square plate, right
951662	6516-1205	:DO: Square plate, left

PULL HANDLES

:DO: Pull handle 7514

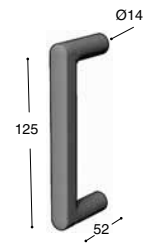
Straight pull handle for door thickness 10 - 70 mm.

Size: 14 mm diameter x 125 mm centre distance.

Pull handles are supplied with bolts and glass door accessories.

:DO:RE:MI: is manufactured in satin stainless steel grade AISI 316L.

For other products like cylinder rings, back plates etc, please see the Ruko-Line section.



ARTICLE NO.	REF.NO.	DESCRIPTION
951141	7514-01125	:DO: Single pull handle 14 x 125 mm
951142	7514-02125	:DO: Pair of pull handles 14 x 125 mm

:DO: Pull handle 7519

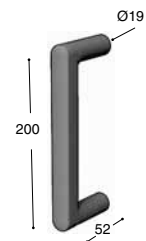
Straight pull handle for door thickness 10 - 70 mm.

Size: 19 mm diameter x 200 mm centre distance.

Pull handles are supplied with bolts and glass door accessories.

:DO:RE:MI: is manufactured in satin stainless steel grade AISI 316L.

For other products like cylinder rings, back plates etc., please see the Ruko-Line section.



ARTICLE NO.	REF.NO.	DESCRIPTION
951143	7519-01200	:DO: Single pull handle 19 x 200 mm
951144	7519-02200	:DO: Pair of pull handles 19 x 200 mm

PULL HANDLES



:DO: Pull handle 7524



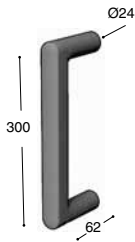
Straight pull handle for door thickness 10 - 70 mm.

Size: 24 mm diameter x 300 mm centre distance.

Pull handles are supplied with bolts and glass door accessories.

:DO:RE:MI: is manufactured in satin stainless steel grade AISI 316L.

For other products like cylinder rings, back plates etc., please see the Ruko-Line section.



ARTICLE NO.	REF.NO.	DESCRIPTION
951145	7524-01300	:DO: Single pull handle 24 x 300 mm
951146	7524-02300	:DO: Pair of pull handles 24 x 300 mm

LEVER HANDLES

:RE: Lever handle without roses 0625



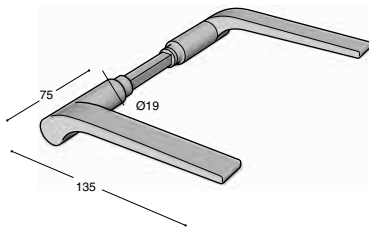
Lever handle without roses.

Supplied with 8 x 8 mm spindle in stainless steel.

:DO:RE:MI: lever handles are fitted with needle bearings.

:DO:RE:MI: is manufactured in satin stainless steel grade AISI 316L.

For other products like cylinder rings, back plates etc., please see the Ruko-Line section.



ARTICLE NO.	REF.NO.	DESCRIPTION
951003	0625-0332	:RE: Lever handle without roses Door thickness 32 - 85 mm
951910	9998-1885	Spindle for lever handle Door thickness 85 - 110 mm

LEVER HANDLES



:RE: Lever handle with roses 0625



Lever handle with roses.

Supplied with 8 x 8 mm spindle in stainless steel.

Lever handles with roses are supplied with 2 pcs. M4 x 110 mm through going screws.

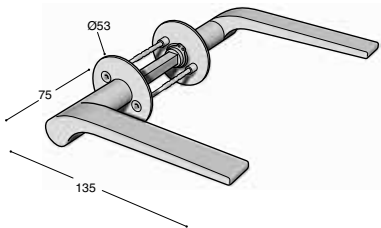
Centre distance 30 or 38 mm.

:DO:RE:MI: lever handles with 30 mm centre roses are supplied with Ruko lever handle plug.

:DO:RE:MI: lever handles are fitted with needle bearings.

:DO:RE:MI: is manufactured in satin stainless steel grade AISI 316L.

For other products like cylinder rings, back plates etc., please see the Ruko-Line section.



ARTICLE NO.	REF.NO.	DESCRIPTION
951005	0625-0432	:RE: Lever handle with roses 30 mm centre. Door thickness 32 - 85 mm
951004	0625-0632	:RE: Lever handle with roses 38 mm centre. Door thickness 32 - 85 mm
951910	9998-1885	Spindle for lever handle Door thickness 85 - 110 mm



THUMBTURN

:RE: Thumbturn 2704-0130

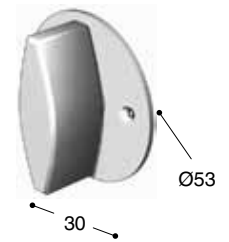
Thumbturn for Evolution and modular lockcases.

Thumb turns are supplied with 2 pcs. M5 x 28 mm cylinder screws and follower.

Centre distance 30 mm.

:DO:RE:MI: is manufactured in satin stainless steel grade AISI 316L.

For other products like cylinder rings, back plates etc., please see the Ruko-Line section.

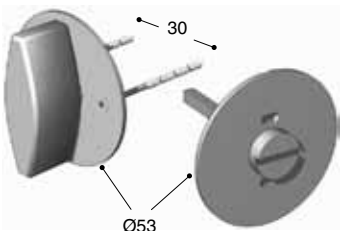


ARTICLE NO.	REF.NO.	DESCRIPTION
951033	2704-0130	:RE: Thumbturn

TOILET INDICATOR SETS



:RE: Toilet indicator set 3005-0130



Toilet indicator set for Evolution and modular lockcases.

Toilet indicator set with exterior red/white indication and emergency release and internal thumbturn.

The toilet indicator sets are suitable for door thickness 40 to 50 mm and supplied with 2 pcs. M4 x 75 mm through going screws and follower.

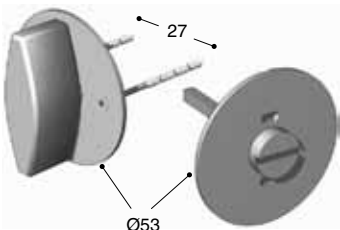
Centre distance 30 mm.

:DO:RE:MI: is manufactured in satin stainless steel grade AISI 316L.

For other products like cylinder rings, back plates etc., please see the Ruko-Line section.

ARTICLE NO.	REF.NO.	DESCRIPTION
951551	3005-0130	:RE: Toilet indicator set, 30 mm centre

:RE: Toilet indicator set 3005-0127



Toilet indicator set for BODA lockcases or similar.

Toilet indicator set with exterior red/white indication and emergency release and internal thumbturn.

The toilet indicator sets are suitable for door thickness 40 to 50 mm and supplied with 2 pcs. M4 x 75 mm through going screws.

Centre distance 27 mm.

:DO:RE:MI: is manufactured in satin stainless steel grade AISI 316L.

For other products like cylinder rings, back plates etc., please see the Ruko-Line section.

ARTICLE NO.	REF.NO.	DESCRIPTION
951552	3005-0127	:RE: Toilet indicator set, 27 mm centre



TOILET INDICATOR SETS

:RE: Toilet indicator set 3005-0138

Toilet indicator set :RE: for DIN/EURO lockcases.

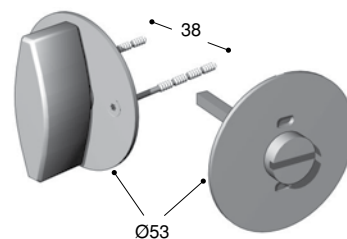
Centre distance 38 mm. Door thickness 40 to 50 mm.

Supplied with 2 pcs M4 x 75 mm screws.

:DO:RE:MI: is manufactured in satin stainless steel grade AISI 316L



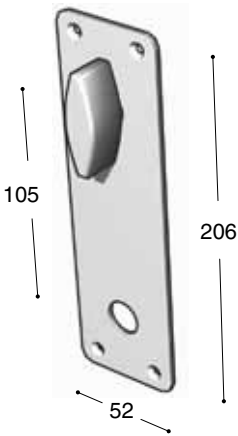
ARTICLE NO.	REF.NO.	DESCRIPTION
951553	3005-0138	:RE: Toilet Indicator set, 38 mm centre



BACK PLATES 52 MM



:RE: Back plate 5235-0105



Back plate with thumbturn and hole for lever handle. Fits Evolution and modular lockcases.

Size: 52 x 206 x 2 mm. Centre distance 105 mm.

The back plate is supplied with cylinder screws M5 x 28 mm and follower.

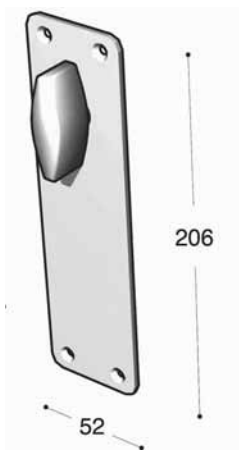

Back plates are supplied without fixing screws.

:DO:RE:MI: is manufactured in satin stainless steel grade AISI 316L.

For other products like cylinder rings, back plates etc., please see the Ruko-Line section.

ARTICLE NO.	REF.NO.	DESCRIPTION
951570	5235-0105	:RE: Back plate 52 mm

:RE: Back plate 5275-0100



Back plate with thumbturn. Fits Evolution and modular lockcases.

Size: 52 x 206 x 2 mm.

The back plate is supplied with cylinder screws M5 x 28 mm and follower.

Back plates are supplied without fixing screws.

:DO:RE:MI: is manufactured in satin stainless steel grade AISI 316L.

For other products like cylinder rings, back plates etc., please see the Ruko-Line section.

ARTICLE NO.	REF.NO.	DESCRIPTION
951576	5275-0100	:RE: Back plate 52 mm

BACK PLATES 60 MM

:RE: Back plate 6015-0105

Back plate with thumbturn and hole for lever handle. Fits Evolution and modular lockcases.

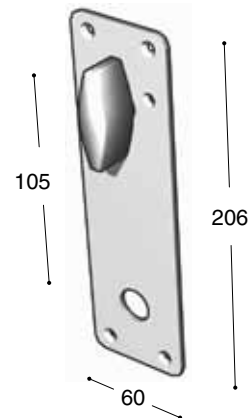
Size: 60 x 206 x 2 mm. Centre distance 105 mm.

The back plate is supplied with cylinder screws M5 x 28 mm and follower.

Back plates are supplied without fixing screws.

:DO:RE:MI: is manufactured in satin stainless steel grade AISI 316L.

For other products like cylinder rings, back plates etc., please see the Ruko-Line section.



ARTICLE NO.	REF.NO.	DESCRIPTION
951586	6015-0105	:RE: Back plate 60 mm

:RE: Back plate 6035-0105

Back plate with thumbturn and hole for lever handle. Fits Evolution and modular lockcases.

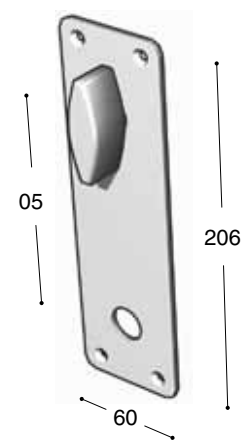
Size: 60 x 206 x 2 mm. Centre distance 105 mm.

The back plate is supplied with cylinder screws M5 x 28 mm and follower.

Back plates are supplied without fixing screws.

:DO:RE:MI: is manufactured in satin stainless steel grade AISI 316L.

For other products like cylinder rings, back plates etc., please see the Ruko-Line section.

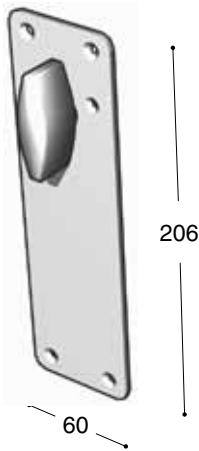



ARTICLE NO.	REF.NO.	DESCRIPTION
951593	6035-0105	:RE: Back plate 60 mm

BACK PLATES 60 MM



:RE: Back plate 6055-0100



Back plate with thumbturn. Fits Evolution and modular lockcases.

Size: 60 x 206 x 2 mm.

The back plate is supplied with cylinder screws M5 x 28 mm and follower.

Back plates are supplied without fixing screws.

:DO:RE:MI: is manufactured in satin stainless steel grade AISI 316L.

For other products like cylinder rings, back plates etc., please see the Ruko-Line section.

ARTICLE NO.	REF.NO.	DESCRIPTION
951599	6055-0100	:RE: Back plate 60 mm

SQUARE PLATES

:RE: Square plate 6535

Square plate with thumbturn and hole for lever handle. Fits Evolution and modular lockcases.

Size: 170 x 175 x 2 mm. Centre distance 105mm.

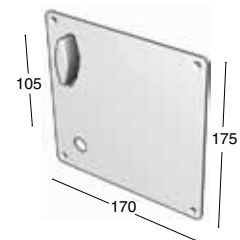
The square plate is supplied with cylinder screws M5 x 28 mm and follower.

Square plates are handed.

Square plates are supplied without fixing screws.

:DO:RE:MI: is manufactured in satin stainless steel grade AISI 316L.

For other products like cylinder rings, back plates etc., please see the Ruko-Line section.



ARTICLE NO.	REF.NO.	DESCRIPTION
951673	6535-1105	:RE: Square plate, right
951674	6535-1205	:RE: Square plate, left

:RE: Square plate 6515

Square plate with thumbturn and hole for lever handle. Fits Evolution and modular lockcases.

Size: 170 x 175 x 2 mm. Centre distance 105mm.

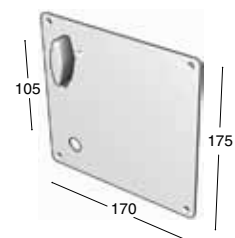
The square plate is supplied with cylinder screws M5 x 28 mm and follower.

Square plates are handed.

Square plates are supplied without fixing screws.

:DO:RE:MI: is manufactured in satin stainless steel grade AISI 316L.

For other products like cylinder rings, back plates etc., please see the Ruko-Line section.

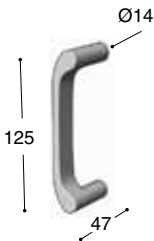


ARTICLE NO.	REF.NO.	DESCRIPTION
951659	6515-1105	:RE: Square plate, right
951660	6515-1205	:RE: Square plate, left

PULL HANDLES



:RE: Pull handle 7414



Straight pull handle for door thickness 10 - 70 mm.

Size: 14 mm diameter x 125 mm centre distance.

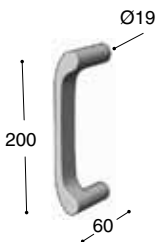
Pull handles are supplied with bolts and glass door accessories.

:DO:RE:MI: is manufactured in satin stainless steel grade AISI 316L.

For other products like cylinder rings, back plates etc., please see the Ruko-Line section.

ARTICLE NO.	REF.NO.	DESCRIPTION
951041	7414-01125	:RE: Single pull handle 14 x 125 mm
951042	7414-02125	:RE: Pair of pull handles 14 x 125 mm

:RE: Pull handle 7419



Straight pull handle for door thickness 10 - 70 mm.

Size: 19 mm diameter x 200 mm centre distance.

Pull handles are supplied with bolts and glass door accessories.

:DO:RE:MI: is manufactured in satin stainless steel grade AISI 316L.

For other products like cylinder rings, back plates etc., please see the Ruko-Line section.

ARTICLE NO.	REF.NO.	DESCRIPTION
951043	7419-01200	:RE: Single pull handle 19 x 200 mm
951044	7419-02200	:RE: Pair of pull handles 19 x 200 mm

PULL HANDLES

:RE: Pull handle 7424

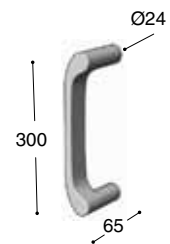
Straight pull handle for door thickness 10 - 70 mm.

Size: 24 mm diameter x 300 mm centre distance.

Pull handles are supplied with bolts and glass door accessories.

:DO:RE:MI: is manufactured in satin stainless steel grade AISI 316L.

For other products like cylinder rings, back plates etc., please see the Ruko-Line section.



ARTICLE NO.	REF.NO.	DESCRIPTION
951045	7424-01300	:RE: Single pull handle 24 x 300 mm
951046	7424-02300	:RE: Pair of pull handles 24 x 300 mm

LEVER HANDLES



:MI: Lever handle without roses 0519



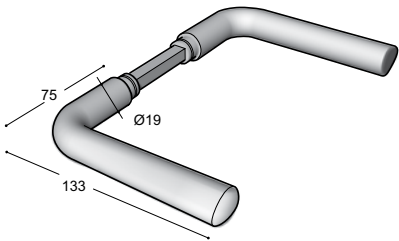
Lever handle without roses.

Supplied with 8 x 8 mm spindle in stainless steel.

:DO:RE:MI: lever handles are fitted with needle bearings.

:DO:RE:MI: is manufactured in satin stainless steel grade AISI 316L.

For other products like cylinder rings, back plates etc., please see the Ruko-Line section.



ARTICLE NO.	REF.NO.	DESCRIPTION
951203	0519-0332	:MI: Lever handle without roses Door thickness 32 - 85 mm
951910	9998-1885	Spindle for lever handle Door thickness 85 - 110 mm

LEVER HANDLES

:MI: Lever handle with roses 0519

Lever handle with roses.

Supplied with 8 x 8 mm spindle in stainless steel.

Lever handles with roses are supplied with 2 pcs. M4 x 110 mm through going screws.

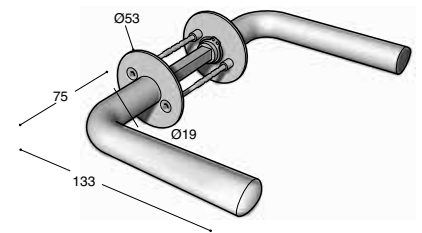
Centre distance 30 or 38 mm.

:DO:RE:MI: lever handles with 30 mm centre roses are supplied with Ruko lever handle plug.

:DO:RE:MI: lever handles are fitted with needle bearings.

:DO:RE:MI: is manufactured in satin stainless steel grade AISI 316L.

For other products like cylinder rings, back plates etc., please see the Ruko-Line section.

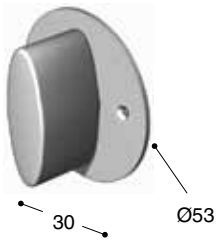


951202	0519-0432	:MI: Lever handle with roses 30 mm centre. Door thickness 32 - 85 mm
951204	0519-0632	:MI: Lever handle with roses 38 mm centre. Door thickness 32 - 85 mm
951910	9998-1885	Spindle for lever handle Door thickness 85 - 110 mm

THUMBTURN



:MI: Thumbturn 2703-0130



Thumbturn for Evolution and modular lockcases.

Thumb turns are supplied with 2 pcs. M5 x 28 mm cylinder screws and follower.

Centre distance 30 mm.

:DO:RE:MI: is manufactured in satin stainless steel grade AISI 316L.

For other products like cylinder rings, back plates etc., please see the Ruko-Line section.

ARTICLE NO.	REF.NO.	DESCRIPTION
951232	2703-0130	:MI: Thumbturn

TOILET INDICATOR SETS

:MI: Toilet indicator set 3004-0130

Toilet indicator set for Evolution and modular lockcases.

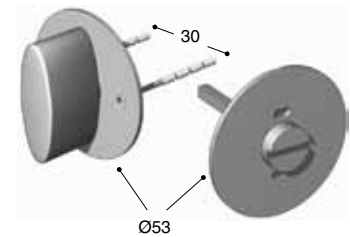
Toilet indicator set with exterior red/white indication and emergency release and internal thumbturn.

The toilet indicator sets are suitable for door thickness 40 to 50 mm and supplied with 2 pcs. M4 x 75 mm through going screws and follower.

Centre distance 30 mm.

:DO:RE:MI: is manufactured in satin stainless steel grade AISI 316L.

For other products like cylinder rings, back plates etc., please see the Ruko-Line section.



ARTICLE NO.	REF.NO.	DESCRIPTION
951548	3004-0130	:MI: Toilet indicator set, 30 mm centre

:MI: Toilet indicator set 3004-0127

Toilet indicator set for BODA lockcases or similar.

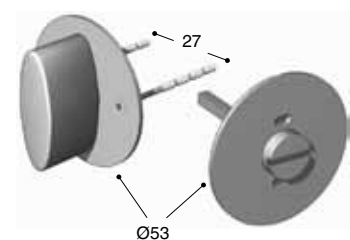
Toilet indicator set with exterior red/white indication and emergency release and internal thumbturn.

The toilet indicator sets are suitable for door thickness 40 to 50 mm and supplied with 2 pcs. M4 x 75 mm through going screws.

Centre distance 27 mm.

:DO:RE:MI: is manufactured in satin stainless steel grade AISI 316L.

For other products like cylinder rings, back plates etc., please see the Ruko-Line section.



951549	3004-0127	:MI: Toilet indicator set, 27 mm centre
--------	-----------	---

TOILET INDICATOR SETS



:MI: Toilet indicator set 2703-0138

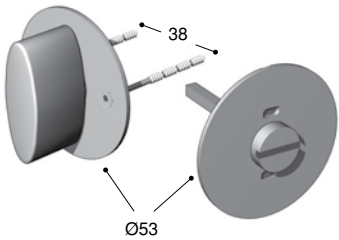


Toilet indicator set for DIN/EURO lockcases.

Centre distance 38 mm.

Supplied with 2 pcs M4 x 75 mm screws.

:DO:RE:MI: is manufactured in satin stainless steel grade AISI 316L



ARTICLE NO.	REF.NO.	DESCRIPTION
951550	3004-0138	:MI: Toilet indicator set, 38 mm centre

BACK PLATES 52 MM

:MI: Back plate 5234-0105

Back plate with thumbturn and hole for lever handle. Fits Evolution and modular lockcases.

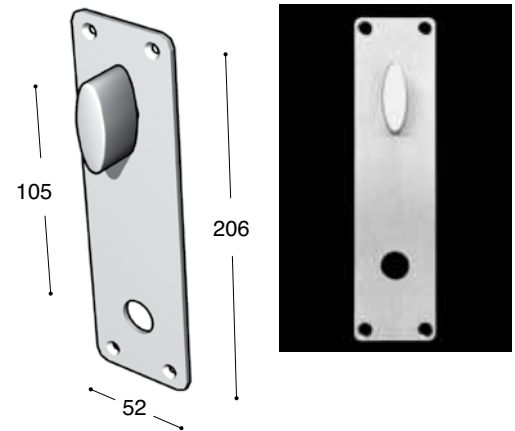
Size: 52 x 206 x 2 mm. Centre distance 105 mm.

The back plate is supplied with cylinder screws M5 x 28 mm and follower.

Back plates are supplied without fixing screws.

:DO:RE:MI: is manufactured in satin stainless steel grade AISI 316L.

For other products like cylinder rings, back plates etc., please see the Ruko-Line section.



ARTICLE NO.	REF.NO.	DESCRIPTION
951569	5234-0105	:MI: Back plate 52 mm

:MI: Back plate 5274-0100

Back plate with thumbturn. Fits Evolution and modular lockcases.

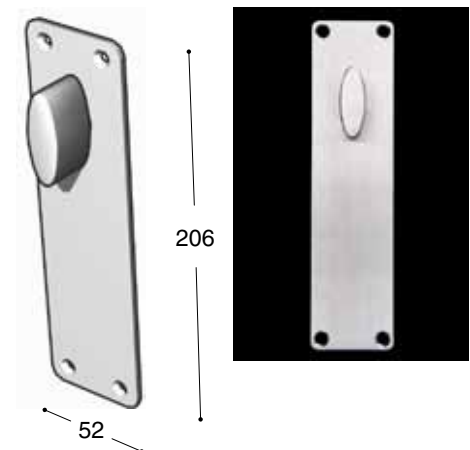
Size: 52 x 206 x 2 mm.

The back plate is supplied with cylinder screws M5 x 28 mm and follower.

Back plates are supplied without fixing screws.

:DO:RE:MI: is manufactured in satin stainless steel grade AISI 316L.

For other products like cylinder rings, back plates etc., please see the Ruko-Line section.

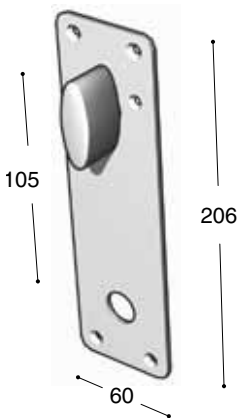


ARTICLE NO.	REF.NO.	DESCRIPTION
951575	5274-0100	:MI: Back plate 52 mm

BACK PLATES 60 MM



:MI: Back plate 6014-0105



Back plate with thumbturn and hole for lever handle. Fits Evolution and modular lockcases.

Size: 60 x 206 x 2 mm. Centre distance 105 mm.

The back plate is supplied with cylinder screws M5 x 28 mm and follower.

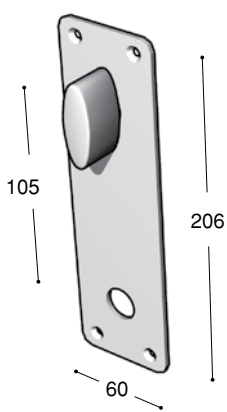
Back plates are supplied without fixing screws.

:DO:RE:MI: is manufactured in satin stainless steel grade AISI 316L.

For other products like cylinder rings, back plates etc., please see the Ruko-Line section.

ARTICLE NO.	REF.NO.	DESCRIPTION
951585	6014-0105	:MI: Back plate 60 mm

:MI: Back plate 6034-0105



Back plate with thumbturn and hole for lever handle. Fits Evolution and modular lockcases.

Size: 60 x 206 x 2 mm. Centre distance 105 mm.

The back plate is supplied with cylinder screws M5 x 28 mm and follower.

Back plates are supplied without fixing screws.

:DO:RE:MI: is manufactured in satin stainless steel grade AISI 316L.

For other products like cylinder rings, back plates etc., please see the Ruko-Line section.

ARTICLE NO.	REF.NO.	DESCRIPTION
951592	6034-0105	:MI: Back plate 60 mm



BACK PLATES 60 MM

:MI: back plate 6054-0100

Back plate with thumbturn. Fits Evolution and modular lockcases.

Size: 60 x 206 x 2 mm.

The back plate is supplied with cylinder screws M5 x 28 mm and follower.

Back plates are supplied without fixing screws.

:DO:RE:MI: is manufactured in satin stainless steel grade AISI 316L.

For other products like cylinder rings, back plates etc., please see the Ruko-Line section.

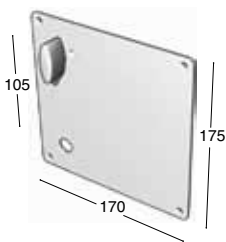


ARTICLE NO.	REF.NO.	DESCRIPTION
951598	6054-0100	:MI: Back plate 60 mm

SQUARE PLATES



:MI: Square plate 6534



Square plate with thumbturn and hole for lever handle. Fits Evolution and modular lockcases.

Size: 170 x 175 x 2 mm. Centre distance 105 mm.

The square plate is supplied with cylinder screws M5 x 28 mm and follower.

Square plates are handed.

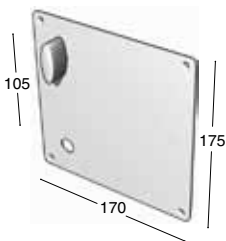
Square plates are supplied without fixing screws.

:DO:RE:MI: is manufactured in satin stainless steel grade AISI 316L.

For other products like cylinder rings, back plates etc., please see the Ruko-Line section.

951671	6534-1105	:MI: Square plate, right
951672	6534-1205	:MI: Square plate, left

:MI: Square plate 6514



Square plate with thumbturn and hole for lever handle. Fits Evolution and modular lockcases.

Size: 170 x 175 x 2 mm. Centre distance 105 mm.

The square plate is supplied with cylinder screws M5 x 28 mm and follower.

Square plates are handed.

Square plates are supplied without fixing screws.

:DO:RE:MI: is manufactured in satin stainless steel grade AISI 316L.

For other products like cylinder rings, back plates etc., please see the Ruko-Line section.

951657	6514-1105	:MI: Square plate, right
--------	-----------	--------------------------

PULL HANDLES

:MI: Pull handle 7314

Straight pull handle for door thickness 10 - 70 mm.

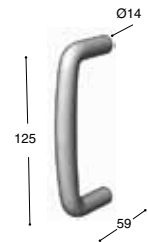
Size: 14 mm diameter x 125 mm centre distance.

Pull handles are supplied with bolts and glass door accessories.

:DO:RE:MI: is manufactured in satin stainless steel grade AISI 316L.

For other products like cylinder rings, back plates etc., please see the Ruko-Line section.

ARTICLE NO.	REF.NO.	DESCRIPTION
951241	7314-01125	:MI: Single pull handle 14 x 125 mm
951242	7314-02125	:MI: Pair of pull handles 14 x 125 mm



:MI: Pull handle 7319

Straight pull handle for door thickness 10 - 70 mm.

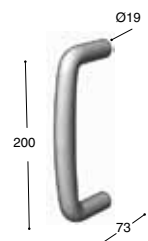
Size: 19 mm diameter x 200 mm centre distance.

Pull handles are supplied with bolts and glass door accessories.

:DO:RE:MI: is manufactured in satin stainless steel grade AISI 316L.

For other products like cylinder rings, back plates etc., please see the Ruko-Line section.

ARTICLE NO.	REF.NO.	DESCRIPTION
951243	7319-01200	:MI: Single pull handle 19 x 200 mm
951244	7319-02200	:MI: Pair of pull handles 19 x 200 mm



:MI: Pull handle 7324

Straight pull handle for door thickness 10 - 70 mm.


Size: 24 mm diameter x 300 mm centre distance.

Pull handles are supplied with bolts and glass door accessories.

:DO:RE:MI: is manufactured in satin stainless steel grade AISI 316L.

For other products like cylinder rings, back plates etc., please see the Ruko-Line section.

ARTICLE NO.	REF.NO.	DESCRIPTION
951245	7324-01300	:MI: Single pull handle 24 x 300 mm
951246	7324-02300	:MI: Pair of pull handles 24 x 300 mm



LEVER HANDLES



Lever handle :DO: in display box



Lever handle :DO: with roses.

Supplied with 8 x 8 mm spindle in stainless steel and 2 pcs. M4 x 75 mm through going screws.

Centre distance 30 mm or 38 mm.

:DO:RE:MI: lever handles with 30 mm centre are supplied with Ruko lever handle plug.

ARTICLE NO.	DESCRIPTION
938791	Display box with :DO: lever handle, 30 mm centre
938788	Display box with :DO: lever handle, 38 mm centre

Lever handle :RE: in display box



Lever handle :RE: with roses.

Supplied with 8 x 8 mm spindle in stainless steel and 2 pcs. M4 x 75 mm through going screws.

Centre distance 30 mm or 38 mm.

:DO:RE:MI: lever handles with 30 mm centre are supplied with Ruko lever handle plug.

ARTICLE NO.	DESCRIPTION
938792	Display box with :RE: lever handle, 30 mm centre
938789	Display box with :RE: lever handle, 38 mm centre

Lever handle :MI: in display box



Lever handle :MI: with roses.

Supplied with 8 x 8 mm spindle in stainless steel and 2 pcs. M4 x 75 mm through going screws.

Centre distance 30 mm or 38 mm.

:DO:RE:MI: lever handles with 30 mm centre are supplied with Ruko lever handle plug.

ARTICLE NO.	DESCRIPTION
938793	Display box with :MI: lever handle, 30 mm centre
938790	Display box with :MI: lever handle, 38 mm centre



LEVER HANDLES

Holgaard Lever handle without roses 1022

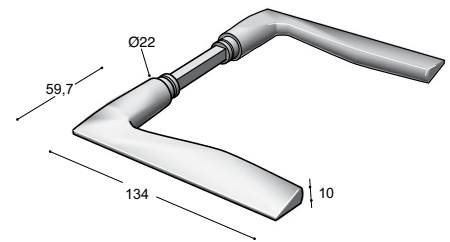
Lever handle without roses.

Supplied with 8 x 8 mm spindle in stainless steel

Holgaard lever handles are fitted with needle bearings.

Holgaard is manufactured in satin stainless steel grade AISI 316L

For other products like cylinder rings, back plates etc., please see the Ruko-Line section.

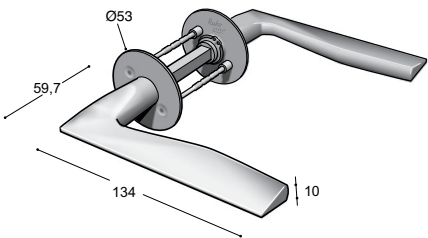


ARTICLE NO.	REF.NO.	DESCRIPTION
951303	1022-0332	Lever handle without roses Door thickness 32 - 85 mm
951910	9998-1885	Spindle for lever handle Door thickness 85 - 110 mm

LEVER HANDLES



Holgaard Lever handle with roses 1022



Lever handle with roses.

Supplied with 8 x 8 mm spindle in stainless steel

Lever handles with roses are supplied with 2 pcs. M4 x 110 mm through going screws.

Centre distance 30 mm or 38 mm.

Holgaard lever handles with 30 mm centre are supplied with

Ruko lever handle plug and spring insert No.570.

Holgaard lever handles are fitted with needle bearings.

Holgaard is manufactured in satin stainless steel grade AISI 316L

For other products like cylinder rings, back plates etc., please see the Ruko-Line section.

ARTICLE NO.	REF.NO.	DESCRIPTION
951300	1022-0432	Lever handle with roses. 30 mm centre Door thickness 32 - 85 mm
951306	1022-0632	Lever handle with roses. 38 mm centre Door thickness 32 - 85 mm
951910	9998-1885	Spindle for lever handle Door thickness 85 - 110 mm



LEVER HANDLES

Brighthandle Alfa Battery without roses 2019

Lever handle without roses.

Brighthandle Alfa Battery indicates with external red light if door is locked or unlocked.

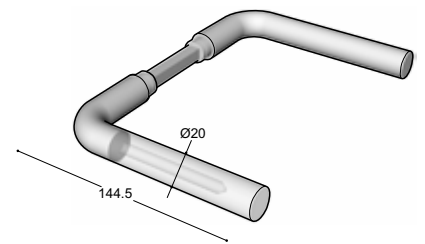
Brighthandle Alfa Battery uses 2 x AA batteries (not included)

Supplied with 8 x 8 mm spindle in stainless steel

Brighthandle lever handles are fitted with needle bearings.

Brighthandle is manufactured in satin stainless steel grade AISI 316L

For other products like cylinder rings, back plates etc., please see the Ruko-Line section.

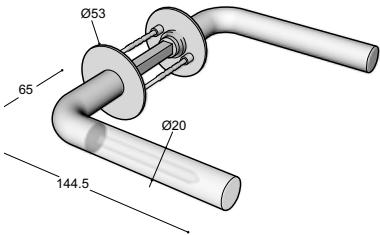


ARTICLE NO.	REF.NO.	DESCRIPTION
952100	2019-0335	Lever handle without roses Door thickness 35-60 mm
952101	2019-0360	Lever handle without roses Door thickness 60-85 mm
952102	2019-0385	Lever handle without roses Door thickness 85-110 mm

LEVER HANDLES



Brighthandle Alfa Battery with roses 2019



Lever handle with roses.

Brighthandle Alfa Battery indicates with external red light if door is locked or unlocked.

Brighthandle Alfa Battery uses 2 x AA batteries (not included)

Supplied with 8 x 8 mm spindle in stainless steel

Lever handles with roses are supplied with 2 pcs. M 4x 75 mm through going screws.

Centre distance 30 mm. Supplied with Ruko lever handle plug

Brighthandle lever handles are fitted with needle bearings.

Brighthandle is manufactured in satin stainless steel grade AISI 316L

For other products like cylinder rings, back plates etc., please see the Ruko-Line section.

ARTICLE NO.	REF.NO.	DESCRIPTION
952103	2019-0435	Lever handle with roses. 30 mm centre Door thickness 35-60 mm
952104	2019-0460	Lever handle with roses. 30 mm centre Door thickness 60-85 mm
952105	2019-0485	Lever handle with roses. 30 mm centre Door thickness 85-110 mm



LEVER HANDLES

Brighthandle Alfa Online without roses 2119

Lever handle without roses.

Brighthandle Alfa Online indicates with external red/green light if door is locked or unlocked.

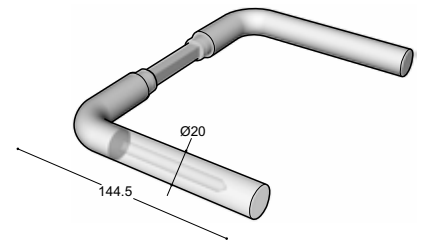
Brighthandle Alfa Online uses 12VDC power supply (not included)

Supplied with 8 x 8 mm spindle in stainless steel

Brighthandle lever handles are fitted with needle bearings.

Brighthandle is manufactured in satin stainless steel grade AISI 316L

For other products like cylinder rings, back plates etc., please see the Ruko-Line section.

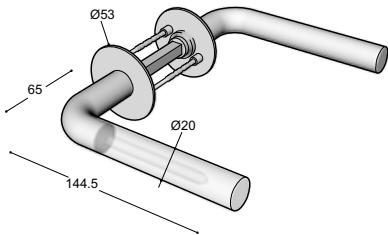


ARTICLE NO.	REF.NO.	DESCRIPTION
952106	2119-0335	Lever handle without roses Door thickness 35-60 mm
952107	2119-0360	Lever handle without roses Door thickness 60-85 mm
952108	2119-0385	Lever handle without roses Door thickness 85-110 mm

LEVER HANDLES



Brighthandle Online with roses 2119



Lever handle with roses.

Brighthandle Alfa Online indicates with external red/green light if door is locked or unlocked.

Brighthandle Alfa Online uses 12VDC power supply (not included)

Supplied with 8 x 8 mm spindle in stainless steel

Lever handles with roses are supplied with 2 pcs. M4 x 75 mm through going screws.

Centre distance 30 mm. Supplied with Ruko lever handle plug

Brighthandle lever handles are fitted with needle bearings.

Brighthandle is manufactured in satin stainless steel grade AISI 316L

For other products like cylinder rings, back plates etc., please see the Ruko-Line section.

ARTICLE NO.	REF.NO.	DESCRIPTION
952109	2119-0435	Lever handle with roses. 30 mm centre Door thickness 35-60 mm
952110	2119-0460	Lever handle with roses. 30 mm centre Door thickness 60-85 mm
952111	2119-0485	Lever handle with roses. 30 mm centre Door thickness 85-110 mm



LEVER HANDLES

Brighthandle Online Duo with roses 2119

Lever handle with roses.

Brighthandle Alfa Online Duo indicates external and internal with red/green light if door is locked or unlocked.

Brighthandle Alfa Online Duo uses 12VDC power supply (not included)

Supplied with 8 x 8 mm spindle in stainless steel

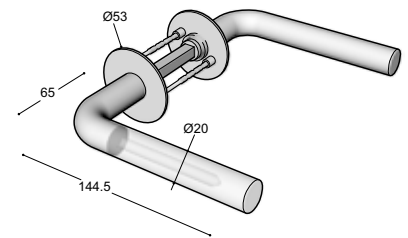
Lever handles with roses are supplied with 2 pcs. M4 x 75 mm through going screws.

Centre distance 30 mm. Supplied with Ruko lever handle plug

Brighthandle lever handles are fitted with needle bearings.

Brighthandle is manufactured in satin stainless steel grade AISI 316L

For other products like cylinder rings, back plates etc., please see the Ruko-Line section.

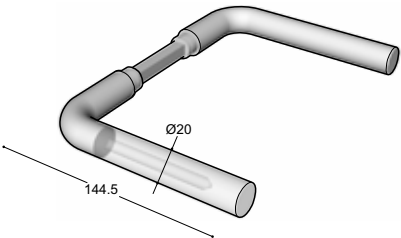


ARTICLE NO.	REF.NO.	DESCRIPTION
952115	2119-0435	Lever handle with roses. 30 mm centre Door thickness 35-60 mm
952116	2119-0460	Lever handle with roses. 30 mm centre Door thickness 60-85 mm
952117	2119-0485	Lever handle with roses. 30 mm centre Door thickness 85-110 mm

LEVER HANDLES



Brighthandle Dot Battery without roses 2319



Lever handle without roses.

Brighthandle Dot Battery indicates external with red light if door is locked or unlocked.

Brighthandle Dot Battery uses 2 x AA batteries (not included)

Supplied with 8 x 8 mm spindle in stainless steel

Brighthandle lever handles are fitted with needle bearings.

Brighthandle is manufactured in satin stainless steel grade AISI 316L

For other products like cylinder rings, back plates etc., please see the Ruko-Line section.

ARTICLE NO.	REF.NO.	DESCRIPTION
95220	2319-0335	Lever handle without roses Door thickness 35-60 mm
952201	2319-0360	Lever handle without roses Door thickness 60-85 mm
952202	2319-0385	Lever handle without roses Door thickness 85-110 mm



LEVER HANDLES

Brighthandle Dot Battery with roses 2319

Lever handle with roses.

Brighthandle Dot Battery indicates external with red light if door is locked or unlocked.

Brighthandle Dot Battery uses 2 x AA batteries (not included)

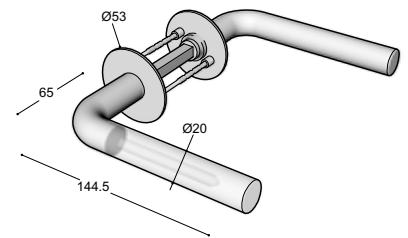
Supplied with 8 x 8 mm spindle in stainless steel

Lever handles with roses are supplied with 2 pcs. M4 x 75 mm through going screws.

Centre distance 30 mm. Supplied with Ruko lever handle plug

Brighthandle lever handles are fitted with needle bearings.

Brighthandle is manufactured in satin stainless steel grade AISI 316L

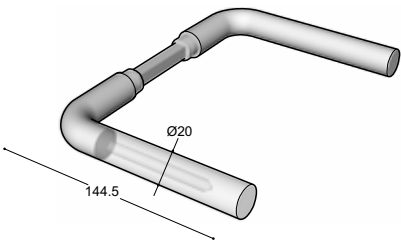


ARTICLE NO.	REF.NO.	DESCRIPTION
952203	2319-0435	Lever handle with roses. 30 mm centre Door thickness 35-60 mm
952204	2319-0460	Lever handle with roses. 30 mm centre Door thickness 60-85 mm
952205	2319-0485	Lever handle with roses. 30 mm centre Door thickness 85-110 mm

LEVER HANDLES



Brighthandle Dot Online without roses 2419



Lever handle without roses.

Brighthandle Dot Online indicates external with red/green light if door is locked or unlocked.

Brighthandle Dot Online uses 12VDC power supply (not included)

Supplied with 8 x 8 mm spindle in stainless steel

Brighthandle lever handles are fitted with needle bearings.

Brighthandle is manufactured in satin stainless steel grade AISI 316L

For other products like cylinder rings, back plates etc., please see the Ruko-Line section.

ARTICLE NO.	REF.NO.	DESCRIPTION
952206	2419-0335	Lever handle without roses Door thickness 35-60 mm
952207	2419-0360	Lever handle without roses Door thickness 60-85 mm
952208	2419-0385	Lever handle without roses Door thickness 85-110 mm



LEVER HANDLES

Brighthandle Online with roses 2119

Lever handle with roses.

Brighthandle Dot Online indicates external with red/green light if door is locked or unlocked.

Brighthandle Dot Online uses 12VDC power supply (not included)

Supplied with 8 x 8 mm spindle in stainless steel

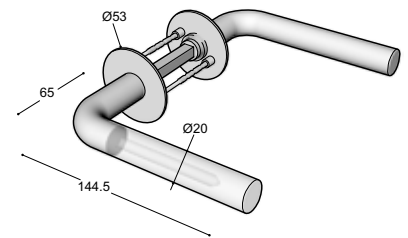
Lever handles with roses are supplied with 2 pcs. M4 x 75 mm through going screws.

Centre distance 30 mm. Supplied with Ruko lever handle plug

Brighthandle lever handles are fitted with needle bearings.

Brighthandle is manufactured in satin stainless steel grade AISI 316L

For other products like cylinder rings, back plates etc., please see the Ruko-Line section.

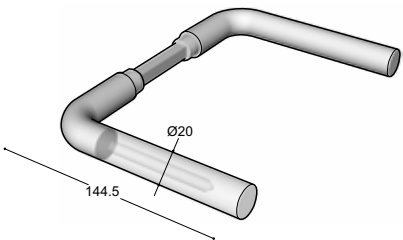


ARTICLE NO.	REF.NO.	DESCRIPTION
952209	2419-0435	Lever handle with roses. 30 mm centre Door thickness 35-60 mm
952210	2419-0460	Lever handle with roses. 30 mm centre Door thickness 60-85 mm
952211	2419-0485	Lever handle with roses. 30 mm centre Door thickness 85-110 mm

LEVER HANDLES



Brighthandle Dot Online Duo without roses 2519



Lever handle without roses.

Brighthandle Dot Online Duo indicates external and internal with red/green light if door is locked or unlocked.

Brighthandle Dot Online Duo uses 12VDC power supply (not included)

Supplied with 8 x 8 mm spindle in stainless steel

Brighthandle lever handles are fitted with needle bearings.

Brighthandle is manufactured in satin stainless steel grade AISI 316L

For other products like cylinder rings, back plates etc., please see the Ruko-Line section.

ARTICLE NO.	REF.NO.	DESCRIPTION
952212	2519-0335	Lever handle without roses Door thickness 35-60 mm
952213	2519-0360	Lever handle without roses Door thickness 60-85 mm
952214	2519-0385	Lever handle without roses Door thickness 85-110 mm



LEVER HANDLES

Brighthandle Online Duo with roses 2119

Lever handle with roses.

Brighthandle Dot Online Duo indicates external and internal with red/green light if door is locked or unlocked.

Brighthandle Dot Online Duo uses 12VDC power supply (not included)

Supplied with 8 x 8 mm spindle in stainless steel

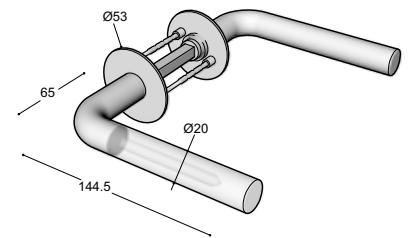
Lever handles with roses are supplied with 2 pcs. M4 x 75 mm through going screws.

Centre distance 30 mm. Supplied with Ruko lever handle plug

Brighthandle lever handles are fitted with needle bearings.

Brighthandle is manufactured in satin stainless steel grade AISI 316L

For other products like cylinder rings, back plates etc., please see the Ruko-Line section.

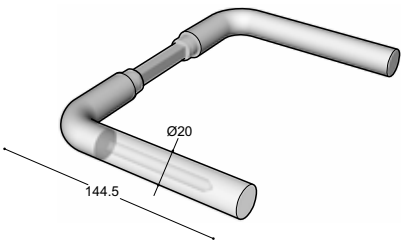


ARTICLE NO.	REF.NO.	DESCRIPTION
952215	2519-0435	Lever handle with roses. 30 mm centre Door thickness 35-60 mm
952216	2519-0460	Lever handle with roses. 30 mm centre Door thickness 60-85 mm
952217	2519-0485	Lever handle with roses. 30 mm centre Door thickness 85-110 mm

LEVER HANDLES



Brighthandle Line Battery without roses 2619



Lever handle without roses.

Brighthandle Line Battery indicates external with red light if door is locked or unlocked.

Brighthandle Line Battery uses 2 x AA batteries (not included)

Supplied with 8 x 8 mm spindle in stainless steel

Brighthandle lever handles are fitted with needle bearings.

Brighthandle is manufactured in satin stainless steel grade AISI 316L

For other products like cylinder rings, back plates etc., please see the Ruko-Line section.

ARTICLE NO.	REF.NO.	DESCRIPTION
952300	2619-0335	Lever handle without roses Door thickness 35-60 mm
952301	2619-0360	Lever handle without roses Door thickness 60-85 mm
952302	2619-0385	Lever handle without roses Door thickness 85-110 mm



LEVER HANDLES

Brighthandle Line Battery with roses 2319

Lever handle with roses.

Brighthandle Line Battery indicates external with red light if door is locked or unlocked.

Brighthandle Line Battery uses 2 x AA batteries (not included)

Supplied with 8 x 8 mm spindle in stainless steel

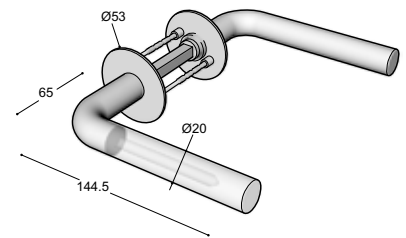
Lever handles with roses are supplied with 2 pcs. M4 x 75 mm through going screws.

Centre distance 30 mm. Supplied with Ruko lever handle plug

Brighthandle lever handles are fitted with needle bearings.

Brighthandle is manufactured in satin stainless steel grade AISI 316L

For other products like cylinder rings, back plates etc., please see the Ruko-Line section.

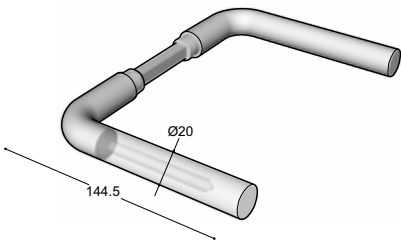


ARTICLE NO.	REF.NO.	DESCRIPTION
952303	2619-0435	Lever handle with roses. 30 mm centre Door thickness 35-60 mm
952304	2619-0460	Lever handle with roses. 30 mm centre Door thickness 60-85 mm
952305	2619-0485	Lever handle with roses. 30 mm centre Door thickness 85-110 mm

LEVER HANDLES



Brighthandle Line Online without roses 2719



Lever handle without roses.

Brighthandle Line Online indicates external with red/green light if door is locked or unlocked.

Brighthandle Line Online uses 12VDC power supply (not included)

Supplied with 8 x 8 mm spindle in stainless steel

Brighthandle lever handles are fitted with needle bearings.

Brighthandle is manufactured in satin stainless steel grade AISI 316L

For other products like cylinder rings, back plates etc., please see the Ruko-Line section.

ARTICLE NO.	REF.NO.	DESCRIPTION
952306	2719-0335	Lever handle without roses Door thickness 35-60 mm
952307	2719-0360	Lever handle without roses Door thickness 60-85 mm
952308	2719-0385	Lever handle without roses Door thickness 85-110 mm



LEVER HANDLES

Brighthandle Online with roses 2119

Lever handle with roses.

Brighthandle Line Online indicates external with red/green light if door is locked or unlocked.

Brighthandle Line Online uses 12VDC power supply (not included)

Supplied with 8 x 8 mm spindle in stainless steel

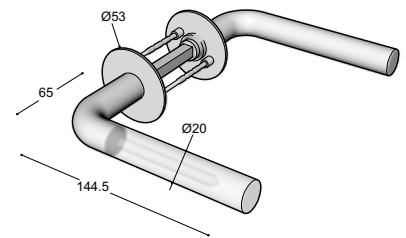
Lever handles with roses are supplied with 2 pcs. M4 x 75 mm through going screws.

Centre distance 30 mm. Supplied with Ruko lever handle plug

Brighthandle lever handles are fitted with needle bearings.

Brighthandle is manufactured in satin stainless steel grade AISI 316L

For other products like cylinder rings, back plates etc., please see the Ruko-Line section.

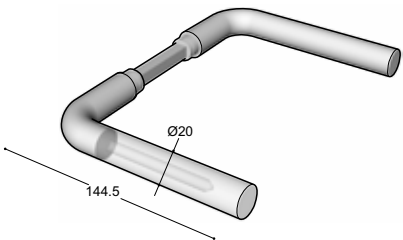


ARTICLE NO.	REF.NO.	DESCRIPTION
952309	2719-0435	Lever handle with roses. 30 mm centre Door thickness 35-60 mm
952310	2719-0460	Lever handle with roses. 30 mm centre Door thickness 60-85 mm
952311	2719-0485	Lever handle with roses. 30 mm centre Door thickness 85-110 mm

LEVER HANDLES



Brighthandle Line Online Duo without roses 2819



Lever handle without roses.

Brighthandle Line Online Duo indicates external and internal with red/green light if door is locked or unlocked.

Brighthandle Line Online Duo uses 12VDC power supply (not included)

Supplied with 8 x 8 mm spindle in stainless steel

Brighthandle lever handles are fitted with needle bearings.

Brighthandle is manufactured in satin stainless steel grade AISI 316L

For other products like cylinder rings, back plates etc., please see the Ruko-Line section.

ARTICLE NO.	REF.NO.	DESCRIPTION
952312	2819-0335	Lever handle without roses Door thickness 35-60 mm
952313	2819-0360	Lever handle without roses Door thickness 60-85 mm
952314	2819-0385	Lever handle without roses Door thickness 85-110 mm



LEVER HANDLES

Brighthandle Online Duo with roses 2119

Lever handle with roses.

Brighthandle Line Online Duo indicates external and internal with red/green light if door is locked or unlocked.

Brighthandle Line Online Duo uses 12VDC power supply (not included)

Supplied with 8x8 mm spindle in stainless steel

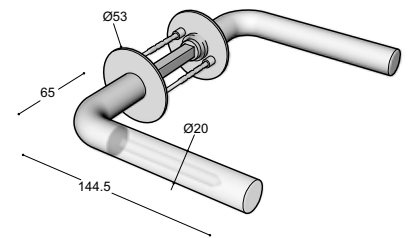
Lever handles with roses are supplied with 2 pcs. M4x75 mm through going screws.

Centre distance 30 mm. Supplied with Ruko lever handle plug

Brighthandle lever handles are fitted with needle bearings.

Brighthandle is manufactured in satin stainless steel grade AISI 316L

For other products like cylinder rings, back plates etc., please see the Ruko-Line section.

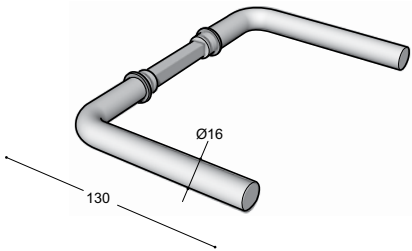


ARTICLE NO.	REF.NO.	DESCRIPTION
952315	2819-0435	Lever handle with roses. 30 mm centre Door thickness 35-60 mm
952316	2819-0460	Lever handle with roses. 30 mm centre Door thickness 60-85 mm
952317	2819-0485	Lever handle with roses. 30 mm centre Door thickness 85-110 mm

LEVER HANDLES



16 mm L-shape lever handle without roses 0116



Lever handle without roses.

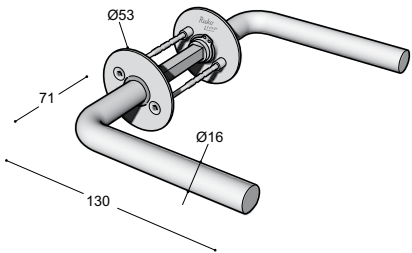
Supplied with 8 x 8 mm spindle in stainless steel.

Ruko-Line lever handles are fitted with needle bearings.

Ruko-Line is manufactured in satin stainless steel grade AISI 316L.

ARTICLE NO.	REF.NO.	DESCRIPTION
951502	0116-0332	16 mm L-shape lever handle without roses Door thickness 32 - 85 mm
951910	9998-1885	Spindle for lever handle Door thickness 85 - 110 mm

16 mm L-shape lever handle with roses 0116



Lever handle with roses.

Supplied with 8 x 8 mm spindle in stainless steel.

Lever handles with roses are supplied with 2 pcs. M4 x 110 mm through going screws.

Centre distance 30 mm or 38 mm.

Ruko-Line lever handles with 30 mm centre roses are supplied with Ruko lever handle plug.

Ruko-Line lever handles are fitted with needle bearings.

Ruko-Line is manufactured in satin stainless steel grade AISI 316L.

ARTICLE NO.	REF.NO.	DESCRIPTION
951501	0116-0432	16 mm L-shape lever handle with roses 30 mm centre. Door thickness 32 - 85 mm
951503	0116-0632	16 mm L-shape lever handle with roses 38 mm centre. Door thickness 32 - 85 mm
951910	9998-1885	Spindle for lever handle Door thickness 85 - 110 mm



LEVER HANDLES

16 mm U-shape lever handle without roses 0216

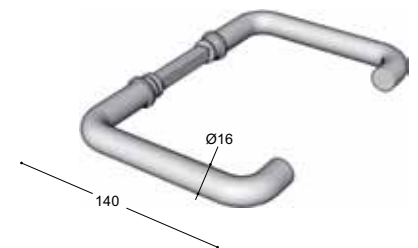
Lever handle without roses.

Supplied with 8 x 8 mm spindle in stainless steel.

Ruko-Line lever handles are fitted with needle bearings.

Ruko-Line is manufactured in satin stainless steel grade AISI 316L.

ARTICLE NO.	REF.NO.	DESCRIPTION
951505	0216-0332	16 mm U-shape lever handle without roses Door thickness 32 - 85 mm
951910	9998-1885	Spindle for lever handle Door thickness 85 - 110 mm



16 mm U-shape lever handle with roses 0216

Lever handle with roses.

Supplied with 8 x 8 mm spindle in stainless steel.

Lever handles with roses are supplied with 2 pcs. M4 x 110 mm through going screws.

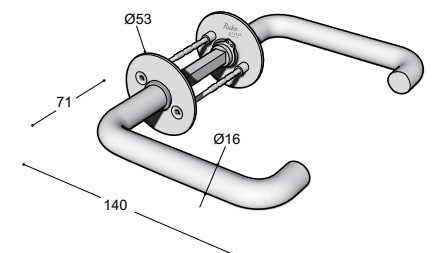
Centre distance 30 mm or 38 mm.

Ruko-Line lever handles with 30 mm centre roses are supplied with Ruko lever handle plug.

Ruko-Line lever handles are fitted with needle bearings.

Ruko-Line is manufactured in satin stainless steel grade AISI 316L.

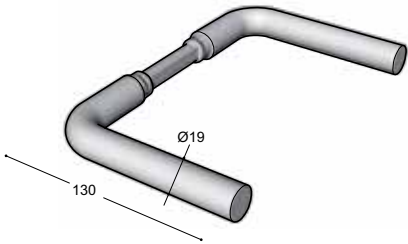
ARTICLE NO.	REF.NO.	DESCRIPTION
951504	0216-0432	16 mm U-shape lever handle with roses 30 mm centre. Door thickness 32 - 85 mm
951506	0216-0632	16 mm U-shape lever handle with roses 38 mm centre. Door thickness 32 - 85 mm
951910	9998-1885	Spindle for lever handle Door thickness 85 - 110 mm



LEVER HANDLES



19 mm L-shape lever handle without roses 0119



Lever handle without roses.

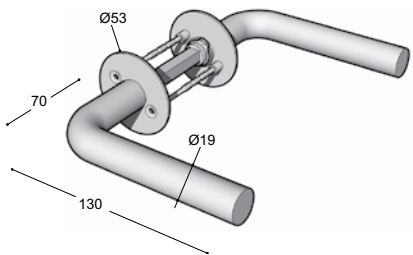
Supplied with 8 x 8 mm spindle in stainless steel.

Ruko-Line lever handles are fitted with needle bearings.

Ruko-Line is manufactured in satin stainless steel grade AISI 316L.

ARTICLE NO.	REF.NO.	DESCRIPTION
951508	0119-0332	19 mm L-shape lever handle without roses Door thickness 32 - 85 mm
951910	9998-1885	Spindle for lever handle Door thickness 85 - 110 mm

19 mm L-shape lever handle with roses 0119



Lever handle with roses .

Supplied with 8 x 8 mm spindle in stainless steel.

Lever handles with roses are supplied with 2 pcs. M4 x 110 mm through going screws.

Centre distance 30 mm or 38 mm.

Ruko-Line lever handles with 30 mm centre roses are supplied with Ruko lever handle plug.

Ruko-Line lever handles are fitted with needle bearings.

Ruko-Line is manufactured in satin stainless steel grade AISI 316L.

ARTICLE NO.	REF.NO.	DESCRIPTION
951507	0119-0432	19 mm U-shape lever handle with roses 30 mm centre. Door thickness 32 - 85 mm
951509	0119-0632	19 mm L-shape lever handle with roses 38 mm centre. Door thickness 32 - 85 mm
951910	9998-1885	Spindle for lever handle Door thickness 85 - 110 mm



LEVER HANDLES

19 mm U-shape lever handle without roses 0219

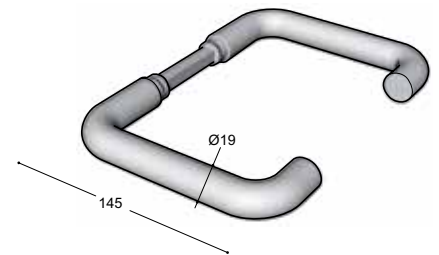
Lever handle without roses.

Supplied with 8 x 8 mm spindle in stainless steel.

Ruko-Line lever handles are fitted with needle bearings.

Ruko-Line is manufactured in satin stainless steel grade AISI 316L.

ARTICLE NO.	REF.NO.	DESCRIPTION
951511	0219-0332	19 mm U-shape lever handle without roses Door thickness 32 - 85 mm
951910	9998-1885	Spindle for lever handle Door thickness 85 - 110 mm



19 mm U-shape lever handle with roses 0219

Lever handle with roses.

Supplied with 8 x 8 mm spindle in stainless steel.

Lever handles with roses are supplied with 2 pcs. M4 x 110 mm through going screws.

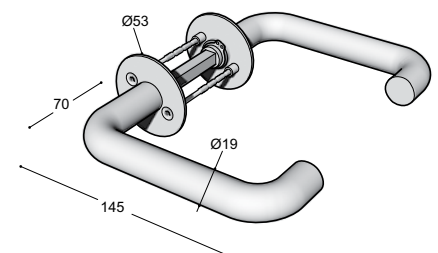
Centre distance 30 mm or 38 mm.

Ruko-Line lever handles with 30 mm centre roses are supplied with Ruko lever handle plug.

Ruko-Line lever handles are fitted with needle bearings.

Ruko-Line is manufactured in satin stainless steel grade AISI 316L.

ARTICLE NO.	REF.NO.	DESCRIPTION
951510	0219-0432	19 mm U-shape lever handle with roses 30 mm centre. Door thickness 32 - 85 mm
951512	0219-0632	19 mm U-shape lever handle with roses 38 mm centre. Door thickness 32 - 85 mm
951910	9998-1885	Spindle for lever handle Door thickness 85 - 110 mm



LEVER HANDLES



Cranked lever handle without roses 0419

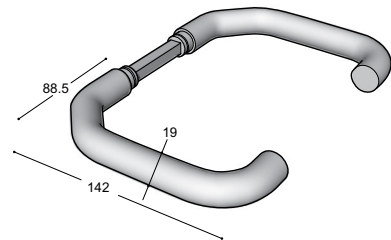


Lever handle without roses.

Supplied with 8 x 8 mm spindle in stainless steel

Ruko-Line lever handles are fitted with needle bearings.

Ruko-Line is manufactured in satin stainless steel grade AISI 316L



ARTICLE NO.	REF.NO.	DESCRIPTION
951516	0419-0332	Lever handle without roses Door thickness 32 - 85 mm
951910	9998-1885	Spindle for lever handle Door thickness 85 - 110 mm

Cranked lever handle with narrow stile roses 0419



Lever handle with roses.

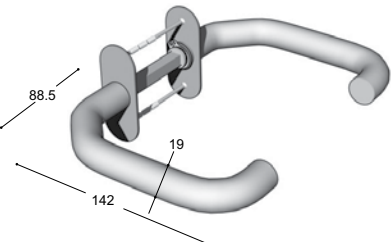
Supplied with 8 x 8 mm spindle in stainless steel

Lever handles with roses are supplied with 2 pcs. M4 x 110 mm through going screws.

Centre distance 43 mm or 50 mm.

Ruko-Line lever handles are fitted with needle bearings.

Ruko-Line is manufactured in satin stainless steel grade AISI 316L



ARTICLE NO.	REF.NO.	DESCRIPTION
951517	0419-0832	Lever handle with roses. 43 mm centre Door thickness 32 - 85 mm
951518	0419-1032	Lever handle with roses. 50 mm centre Door thickness 32 - 85 mm
951910	9998-1885	Spindle for lever handle Door thickness 85 - 110 mm



LEVER HANDLES

Cranked lever handle with roses 0419

Lever handle with roses.

Supplied with 8 x 8 mm spindle in stainless steel

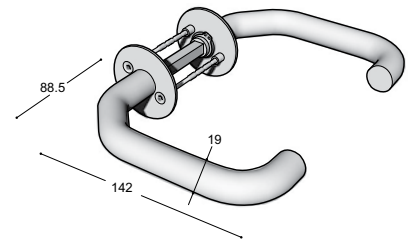
Lever handles with roses are supplied with 2 pcs. M4 x 110 mm through going screws.

Centre distance 30 mm or 38 mm.

Ruko-Line lever handles with 30 mm centre are supplied with Ruko lever handle plug.

Ruko-Line lever handles are fitted with needle bearings.

Ruko-Line is manufactured in satin stainless steel grade AISI 316L

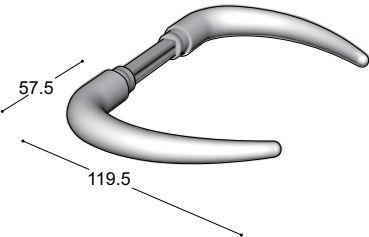


ARTICLE NO.	REF.NO.	DESCRIPTION
951473	0419-0432	Lever handle with roses. 30 mm centre Door thickness 32 - 85 mm
951476	0419-0632	Lever handle with roses. 38 mm centre Door thickness 32 - 85 mm
951910	9998-1885	Spindle for lever handle Door thickness 85 - 110 mm

LEVER HANDLES



Coupé lever handle without roses 0319



Lever handle without roses.

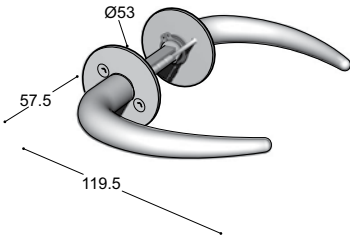
Supplied with 8 x 8 mm spindle in stainless steel

Ruko-Line lever handles are fitted with needle bearings.

Ruko-Line is manufactured in satin stainless steel grade AISI 316L

ARTICLE NO.	REF.NO.	DESCRIPTION
951513	0319-0332	Lever handle without roses Door thickness 32 - 85 mm
951910	9998-1885	Spindle for lever handle Door thickness 85 - 110 mm

Coupé lever handle with roses 0319



Lever handle with roses.

Supplied with 8 x 8 mm spindle in stainless steel

Lever handles with roses are supplied with 2 pcs. M4 x 110 mm through going screws.

Centre distance 30 mm or 38 mm.

Ruko-Line lever handles with 30 mm centre are supplied with Ruko lever handle plug.

Ruko-Line lever handles are fitted with needle bearings.

Ruko-Line is manufactured in satin stainless steel grade AISI 316L

ARTICLE NO.	REF.NO.	DESCRIPTION
951514	0319-0432	Lever handle with roses. 30 mm centre Door thickness 32 - 85 mm
951515	0319-0632	Lever handle with roses. 38 mm centre Door thickness 32 - 85 mm
951910	9998-1885	Spindle for lever handle Door thickness 85 - 110 mm



LEVER HANDLES

Hospital 19 x 135 mm lever handle without roses 0819

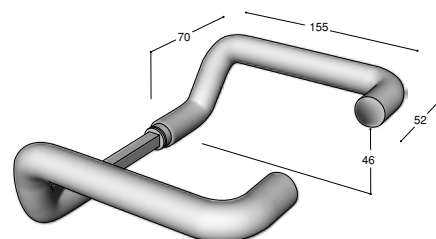
Lever handle without roses.

Supplied with 8 x 8 mm spindle in stainless steel

Ruko-Line lever handles are fitted with needle bearings.

Ruko-Line is manufactured in satin stainless steel grade AISI 316L

ARTICLE NO.	REF.NO.	DESCRIPTION
951851	0819-0332	Lever handle without roses Door thickness 32 - 85 mm
951910	9998-1885	Spindle for lever handle Door thickness 85 - 110 mm



Hospital 19 x 135 mm lever handle with roses 0819

Lever handle with roses.

Supplied with 8 x 8 mm spindle in stainless steel

Lever handles with roses are supplied with 2 pcs. M4 x 110 mm through going screws.

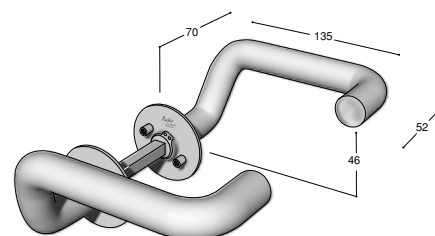
Centre distance 30 mm or 38 mm.

Ruko-Line lever handles with 30 mm centre are supplied with Ruko lever handle plug.

Ruko-Line lever handles are fitted with needle bearings.

Ruko-Line is manufactured in satin stainless steel grade AISI 316L

ARTICLE NO.	REF.NO.	DESCRIPTION
951852	0819-0432	Lever handle with roses. 30 mm centre Door thickness 32 - 85 mm
951853	0819-0632	Lever handle with roses. 38 mm centre Door thickness 32 - 85 mm
951910	9998-1885	Spindle for lever handle



LEVER HANDLES



Hospital 19 x 155 mm lever handle without roses 0919

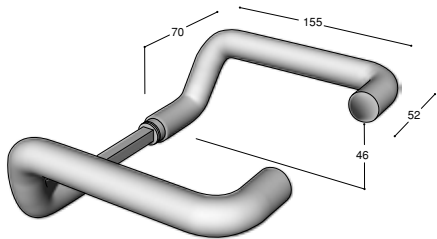


Lever handle without roses.

Supplied with 8 x 8 mm spindle in stainless steel

Ruko-Line lever handles are fitted with needle bearings.

Ruko-Line is manufactured in satin stainless steel grade AISI 316L



ARTICLE NO.	REF.NO.	DESCRIPTION
951863	0919-0332	Lever handle without roses Door thickness 32 - 85 mm
951910	9998-1885	Spindle for lever handle Door thickness 85 - 110 mm

Hospital 19 x 155 mm lever handle with roses 0919



Lever handle with roses.

Supplied with 8 x 8 mm spindle in stainless steel

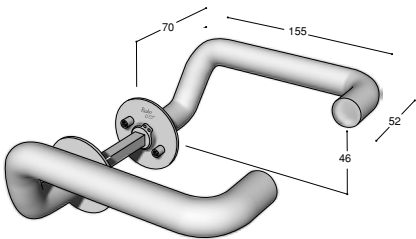
Lever handles with roses are supplied with 2 pcs. M4 x 110 mm through going screws.

Centre distance 30 mm or 38 mm.

Ruko-Line lever handles with 30 mm centre are supplied with Ruko lever handle plug.

Ruko-Line lever handles are fitted with needle bearings.

Ruko-Line is manufactured in satin stainless steel grade AISI 316L



ARTICLE NO.	REF.NO.	DESCRIPTION
951884	0919-0432	Lever handle with roses. 30 mm centre Door thickness 32 - 85 mm
951887	0919-0632	Lever handle with roses. 38 mm centre Door thickness 32 - 85 mm
951910	9998-1885	Spindle for lever handle



ROSES FOR LEVER HANDLES

Roses 2501

Roses for Ruko-Line lever handles.

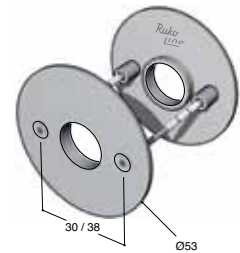
Supplied in pairs with 2 pcs. M4 x 75 mm through going screws or 4 pcs. 16 mm wood screws.

Centre distance 30 mm or 38 mm.

Ruko-Line is manufactured in satin stainless steel grade AISI 316L.



ARTICLE NO.	REF.NO.	DESCRIPTION
951519	2501-2130	Roses for lever handles. 30 mm centre Supplied with through going screws
951520	2501-2138	Roses for lever handles. 38 mm centre Supplied with through going screws
951521	2501-2230	Roses for lever handles. 30 mm centre Supplied with wood screws
951522	2501-2238	Roses for lever handles. 38 mm centre Supplied with wood screws



Narrow stile roses 2502

Roses for Ruko-Line lever handles.

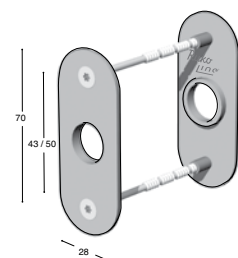
Supplied in pairs with 2 pcs. M4x75 mm through going screws or 4 pcs. 16 mm woodscrews

Centre distance 30 mm or 50 mm

Ruko-Line is manufactured in satin stainless steel grade AISI 316L



ARTICLE NO.	REF.NO.	DESCRIPTION
951812	2502-2143	Narrow stile roses, 43 mm centre. Supplied with through going screws
951813	2502-2150	Narrow stile roses, 50 mm centre. Supplied with through going screws
951814	2502-2243	Narrow stile roses, 43 mm centre. Supplied with wood screws
951815	2502-2250	Narrow stile roses, 50 mm centre. Supplied with wood screws



SPINDLES FOR LEVER HANDLES



Spindles 9998



8 x 8 mm stainless steel spindles suitable for Ruko-Line lever handles.

Suitable for door thickness 32 - 60 mm, 60 - 85 mm and 85 - 110 mm.

ARTICLE NO.	REF.NO.	DESCRIPTION
951908	9998-1832	Spindle for lever handle Door thickness 32 - 60 mm
951909	9998-1860	Spindle for lever handle Door thickness 60 - 85 mm
951910	9998-1885	Spindle for lever handle Door thickness 85 - 110 mm



ESCUTCHEONS

Key escutcheons 2601

Key escutcheons suitable for Boda 2014 lockcases and others.

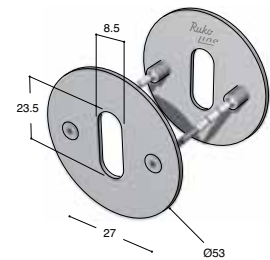
Supplied in pairs with 2 pcs. M4 x 75 mm through going screws
or 4 pcs. 16 mm wood screws.

Centre distance 27 mm.

Ruko-Line is manufactured in satin stainless steel grade AISI 316L.



ARTICLE NO.	REF.NO.	DESCRIPTION
951523	2601-2127	Key escutcheons. 27 mm centre Supplied with through going screws
951524	2601-2138	Key escutcheons. 27 mm centre Supplied with wood screws



CYLINDER RINGS



Cylinder escutcheons 2901



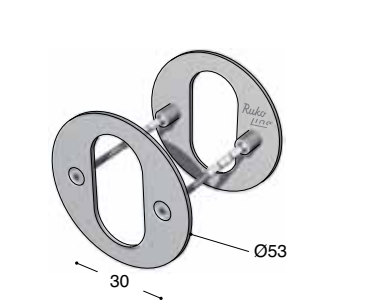
Cylinder escutcheons suitable to oval cylinders.

Supplied in pairs (1 external + 1 internal escutcheon) with 2 pcs. M4 x 75 mm through going screws or 4 pcs. 16 mm wood screws.

Supplied single (1 external ring) with 2 pcs. M4 x 75 mm through going screws.

Centre distance 30 mm.

Ruko-Line is manufactured in satin stainless steel grade AISI 316L.



ARTICLE NO.	REF.NO.	DESCRIPTION
951534	2901-0130	Cylinder escutcheons (pair). 30 mm centre Supplied with through going screws
951535	2601-0230	Cylinder escutcheons (pair). 30 mm centre Supplied with wood screws
951536	2601-0330	Cylinder escutcheon (single). 30 mm centre Supplied with through going screws

External cylinder rings 3501




External cylinder ring suitable to oval cylinders.

Cylinder rings 3501 are supplied single in heights from 6 to 21 mm with 2 pcs. M4 x 75 mm through going screws.

Centre distance 30 mm.

Ruko-Line is manufactured in satin stainless steel grade AISI 316L.



ARTICLE NO.	REF.NO.	DESCRIPTION
951677	3501-0106	External cylinder ring 6 mm
951678	3501-0108	External cylinder ring 8 mm
951679	3501-0111	External cylinder ring 11 mm
951680	3501-0113	External cylinder ring 13 mm
951681	3501-0116	External cylinder ring 16 mm
951682	3501-0118	External cylinder ring 18 mm
951683	3501-0121	External cylinder ring 21 mm



CYLINDER RINGS

Internal rokoko cylinder rings 3502

Internal cylinder ring suitable for Scandinavian rokoko oval cylinders.

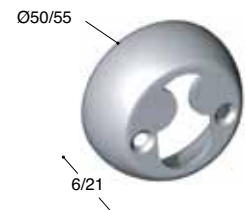
Cylinder rings 3502 are supplied single in heights from 6 to 21 mm without screws.

Centre distance 30 mm.

Ruko-Line is manufactured in satin stainless steel grade AISI 316L.



ARTICLE NO.	REF.NO.	DESCRIPTION
951685	3502-0106	Internal rokoko cylinder ring 6 mm
951686	3502-0108	Internal rokoko cylinder ring 8 mm
951687	3502-0111	Internal rokoko cylinder ring 11 mm
951688	3502-0113	Internal rokoko cylinder ring 13 mm
951689	3502-0116	Internal rokoko cylinder ring 16 mm
951690	3502-0118	Internal rokoko cylinder ring 18 mm
951691	3502-0121	Internal rokoko cylinder ring 21 mm



Cylinder accessories 2701

Cylinder accessory set consisting of external cylinder ring for Scandinavian oval cylinder and internal thumb turn.

Cylinder accessories are supplied with cylinder rings in heights from 6 to 21 mm including 2 pcs. M5 x 75 mm screws, follower and cylinder screws.

Centre distance with 30 mm.

Ruko-Line is manufactured in satin stainless steel grade AISI 316L.



ARTICLE NO.	REF.NO.	DESCRIPTION
951400	2701-9906	Cylinder accessories with thumbturn and 6 mm cylinder ring
951401	2701-9908	Cylinder accessories with thumbturn and 8 mm cylinder ring
951402	2701-9911	Cylinder accessories with thumbturn and 11 mm cylinder ring
951403	2701-9913	Cylinder accessories with thumbturn and 13 mm cylinder ring
951404	2701-9916	Cylinder accessories with thumbturn and 16 mm cylinder ring
951405	2701-9918	Cylinder accessories with thumbturn and 18 mm cylinder ring
951406	2701-9921	Cylinder accessories with thumbturn and 21 mm cylinder ring

CYLINDER RINGS

Cylinder accessories 2702



Cylinder accessory set consisting of external cylinder ring for Scandinavian oval cylinder and internal disabled thumbturn.

Cylinder accessories are supplied with cylinder rings in heights from 6 to 21 mm including 2 pcs. M5 x 75 mm screws, follower and cylinder screws.

The cylinder accessories are supplied with 30 mm centre.

Ruko-Line is manufactured in satin stainless steel grade AISI 316L.

ARTICLE NO.	REF.NO.	DESCRIPTION
951407	2702-9906	Cylinder accessories with thumbturn and 6 mm cylinder ring
951408	2702-9908	Cylinder accessories with thumbturn and 8 mm cylinder ring
951409	2702-9911	Cylinder accessories with thumbturn and 11 mm cylinder ring
951410	2702-9913	Cylinder accessories with thumbturn and 13 mm cylinder ring
951411	2702-9916	Cylinder accessories with thumbturn and 16 mm cylinder ring
951412	2702-9918	Cylinder accessories with thumbturn and 18 mm cylinder ring
951413	2702-9921	Cylinder accessories with thumbturn and 21 mm cylinder ring

Cylinder accessories 2707-9902



Cylinder accessory set consisting of external escutcheon for Scandinavian oval cylinder and internal thumbturn.

Cylinder accessories are supplied with 2 pcs. M5 x 75 mm screws, follower and cylinder screws.

The cylinder accessories are supplied with 30 mm centre.

Ruko-Line is manufactured in satin stainless steel grade AISI 316L.

ARTICLE NO.	REF.NO.	DESCRIPTION
951414	2707-9902	Cylinder accessories with thumbturn and escutcheon



CYLINDER RINGS

Cylinder accessories 2702-9902

Cylinder accessory set consisting of external escutcheon for Scandinavian oval cylinder and internal disabled thumbturn.

Cylinder accessories are supplied with 2 pcs. M5 x 75 mm screws, follower and cylinder screws.

Centre distance 30 mm.

Ruko-Line is manufactured in satin stainless steel grade AISI 316L.



ARTICLE NO.	REF.NO.	DESCRIPTION
951415	2702-9902	Cylinder accessories with disabled thumbturn and flat cylinder ring

Cylinder accessories 2802

Cylinder accessory set consisting of external blind rose and internal rokok cylinder ring.

Cylinder accessories are supplied with cylinder rings in heights from 6 to 21 mm including 2 pcs. M5 x 75 mm screws, drill protection and cylinder screws.

Centre distance 30 mm.

Ruko-Line is manufactured in satin stainless steel grade AISI 316L.



ARTICLE NO.	REF.NO.	DESCRIPTION
951423	2802-9806	Cylinder accessories with blind rose and 6 mm cylinder ring
951424	2802-9808	Cylinder accessories with blind rose and 8 mm cylinder ring
951425	2802-9811	Cylinder accessories with blind rose and 11 mm cylinder ring
951426	2802-9813	Cylinder accessories with blind rose and 13 mm cylinder ring
951427	2802-9816	Cylinder accessories with blind rose and 16 mm cylinder ring
951428	2802-9818	Cylinder accessories with blind rose and 18 mm cylinder ring
951429	2802-9821	Cylinder accessories with blind rose and 21 mm cylinder ring

CYLINDER RINGS

Cylinder accessories 2802



Cylinder accessory set consisting of external cylinder ring for Scandinavian oval cylinder and internal blind rose.

Cylinder accessories are supplied with cylinder rings in heights from 6 to 21 mm including 2 pcs. M5 x 75 mm screws and cylinder screws.

Centre distance 30 mm.

Ruko-Line is manufactured in satin stainless steel grade AISI 316L.

ARTICLE NO.	REF.NO.	DESCRIPTION
951416	2802-9906	Cylinder accessories with blind rose and 6 mm cylinder ring
951417	2802-9908	Cylinder accessories with blind rose and 8 mm cylinder ring
951418	2802-9911	Cylinder accessories with blind rose and 11 mm cylinder ring
951419	2802-9913	Cylinder accessories with blind rose and 13 mm cylinder ring
951420	2802-9916	Cylinder accessories with blind rose and 16 mm cylinder ring
951421	2802-9918	Cylinder accessories with blind rose and 18 mm cylinder ring
951422	2802-9921	Cylinder accessories with blind rose and 21 mm cylinder ring



CYLINDER RINGS

Cylinder accessories 3502

Cylinder accessory set consisting of external cylinder ring and internal rokoko cylinder ring for Scandinavian oval cylinder.

Cylinder accessories are supplied with cylinder rings in heights from 6 to 21 mm including 2 pcs. M5 x 75 mm screws and cylinder screws.

Centre distance 30 mm.

Ruko-Line is manufactured in satin stainless steel grade AISI 316L.



ARTICLE NO.	REF.NO.	DESCRIPTION
951430	3502-9106	Cylinder accessories with 6 mm cylinder rings
951431	3502-9108	Cylinder accessories with 8 mm cylinder rings
951432	3502-9111	Cylinder accessories with 11 mm cylinder rings
951433	3502-9113	Cylinder accessories with 13 mm cylinder rings
951434	3502-9116	Cylinder accessories with 16 mm cylinder rings
951435	3502-9118	Cylinder accessories with 18 mm cylinder rings
951436	3502-9121	Cylinder accessories with 21 mm cylinder rings

Cylinder escutcheons DIN 2901

Pair of cylinder escutcheons consisting of external and internal cylinder escutcheon suitable for EURO profile cylinder.

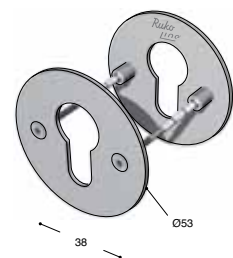
Cylinder escutcheons are supplied with either 2 pcs. M5 x 75 mm screws or 4 pcs. 16 mm wood screws.

Centre distance 38 mm.

Ruko-Line is manufactured in satin stainless steel grade AISI 316L.



ARTICLE NO.	REF.NO.	DESCRIPTION
951537	2901-0138	Pair of cylinder escutcheons for EURO profile cylinder with M4 x 75 mm screws
951538	2901-0238	Pair of cylinder escutcheons for EURO profile cylinder with wood screws



CYLINDER ESCUTCHEONS



Narrow stile cylinder escutcheon 2902

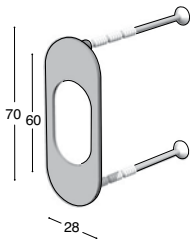


Cylinder escutcheon suitable for Scandinavian oval cylinder.

Centre distance 60 mm

Supplied with 2 pcs. M4 x 75 mm screws.

Ruko-Line is manufactured in satin stainless steel grade AISI 316L



ARTICLE NO.	REF.NO.	DESCRIPTION
951816	2902-0360	Cylinder escutcheon for oval cylinder

Narrow stile cylinder escutcheon 2902

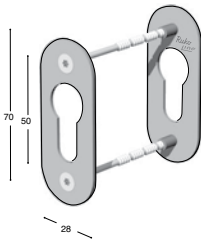


Cylinder escutcheon suitable for DIN/EURO profile cylinder

Centre distance 50 mm.

Supplied in pairs with 2 pcs. M4 x 75 mm screws or 4 pcs. wood screws.

Ruko-Line is manufactured in satin stainless steel grade AISI 316L



ARTICLE NO.	REF.NO.	DESCRIPTION
951817	2902-0150	Cylinder escutcheon for DIN cylinder Supplied with 2 pcs. M4 x 75 mm screws
951818	2902-0250	Cylinder escutcheon for DIN cylinder Supplied with 4 pcs. wood screws

THUMBTURNS

Thumbturn 2701-0130

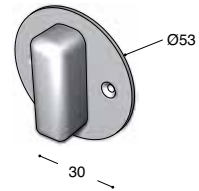
Thumbturn for Evolution and modular lockcases.

Thumbturns are supplied with 2 pcs. M5 x 28 mm cylinder screws and follower.

Centre distance 30 mm.

Ruko-Line is manufactured in satin stainless steel grade AISI 316L.

ARTICLE NO.	REF.NO.	DESCRIPTION
951525	2701-0130	Standard thumbturn



Disable Thumbturn 2702-0130

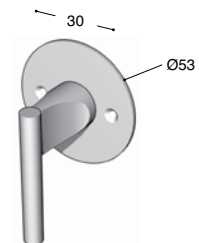
Disabled thumbturn for Evolution and modular lockcases.

Thumbturns are supplied with 2 pcs. M5 x 28 mm cylinder screws and follower.

Centre distance 30 mm.

Ruko-Line is manufactured in satin stainless steel grade AISI 316L.

ARTICLE NO.	REF.NO.	DESCRIPTION
951526	2702-0130	Disable thumbturn



Narrow stile thumbturn 2706-0160

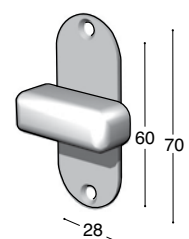
Thumbturn for narrow stile lockcases.

Centre distance 60 mm

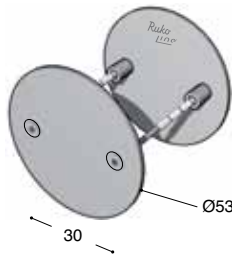
Supplied with 2 pcs. M5 x 28 mm cylinder screws and follower 933030.

Ruko-Line is manufactured in satin stainless steel grade AISI 316L.

ARTICLE NO.	REF.NO.	DESCRIPTION
951843	2706-0160	Narrow stile thumbturn



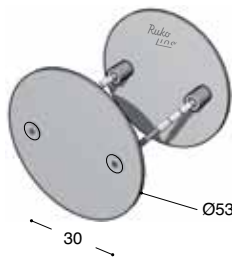
Blind roses 2801 for M4 screws



Ruko-Line is manufactured in satin stainless steel grade AISI 316L.

ARTICLE NO.	REF.NO.	DESCRIPTION
951528	2801-0130	Pair of blind roses with screws
951529	2801-0230	Internal blind rose without screws
951530	2801-0330	External blind rose with screws

Blind roses 2802 for M5 screws



Ruko-Line is manufactured in satin stainless steel grade AISI 316L.

ARTICLE NO.	REF.NO.	DESCRIPTION
951531	2801-0130	Pair of blind roses with screws
951532	2802-0230	Internal blind rose without screws
951533	2802-0330	External blind rose with screws



TOILET INDICATOR SETS

Toilet indicator set 3002-0130

Toilet indicator set for Evolution and modular lockcases.

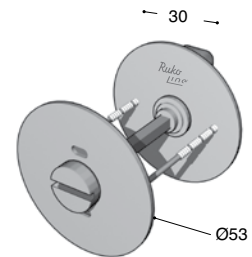
Toilet indicator set with external red/white indication and emergency release and internal thumbturn.

The toilet indicator sets are suitable for door thickness 40 to 50 mm and supplied with 2 pcs. M4 x 75 mm screws and follower.

Centre distance 30 mm.

Ruko-Line is manufactured in satin stainless steel grade AISI 316L.

ARTICLE NO.	REF.NO.	DESCRIPTION
951542	3002-0130	Toilet indicator set, 30 mm centre



Toilet indicator set 3002-0127

Toilet indicator set for Boda 2014 lockcases or similar.

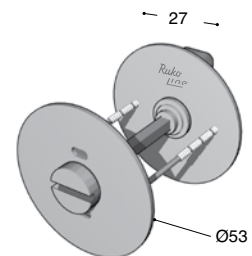
Toilet indicator set with external red/white indication and emergency release and internal thumbturn.

The toilet indicator sets are suitable for door thickness 40 to 50 mm and supplied with 2 pcs. M4 x 75 mm screws and follower.

Centre distance 27 mm.

Ruko-Line is manufactured in satin stainless steel grade AISI 316L.

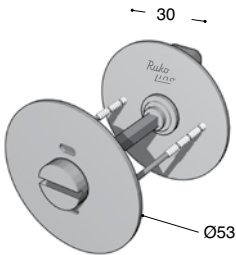
ARTICLE NO.	REF.NO.	DESCRIPTION
951543	3002-0127	Toilet indicator set, 27 mm centre



DISABLED TOILET INDICATOR SETS



Disabled toilet indicator set 3003-0130



Toilet indicator set for Evolution and modular lockcases.

Toilet indicator set with exterior red/white indication and emergency release and internal thumbturn.

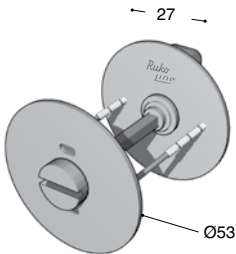
The toilet indicator sets are suitable for door thickness 40 to 50 mm and supplied with 2 pcs. M4 x 75 mm screws and follower.

Centre distance 30 mm.

Ruko-Line is manufactured in satin stainless steel grade AISI 316L.

ARTICLE NO.	REF.NO.	DESCRIPTION
951545	3003-0130	Toilet indicator set, 30 mm centre

Disabled toilet indicator set 3003-0127



Toilet indicator set for Boda 2014 lockcases or similar.

Toilet indicator set with exterior red/white indication and emergency release and internal thumbturn.

The toilet indicator sets are suitable for door thickness 40 to 50 mm and supplied with 2 pcs. M4 x 75 mm screws and follower.

Centre distance 27 mm.

Ruko-Line is manufactured in satin stainless steel grade AISI 316L.

ARTICLE NO.	REF.NO.	DESCRIPTION
951546	3003-0127	Toilet indicator set, 27 mm centre



TOILET INDICATOR SETS

Toilet indicator set 3002-0138

Toilet indicator set for DIN/EURO lockcases.

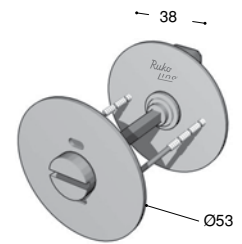
Centre distance 38 mm. Door thickness 40 to 50 mm.

Supplied with 2 pcs M4 x 75 mm screws.

Ruko-Line is manufactured in satin stainless steel grade AISI 316L



ARTICLE NO.	REF.NO.	DESCRIPTION
951544	3002-0138	Toilet indicator set, 38 mm centre



Disabled toilet indicator set 3003-0138

Toilet indicator set for DIN/EURO lockcases.

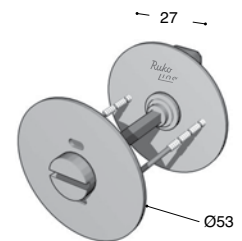
Centre distance 38 mm. Door thickness 40 to 50 mm.

Supplied with 2 pcs M4 x 75 mm screws.

Ruko-Line is manufactured in satin stainless steel grade AISI 316L



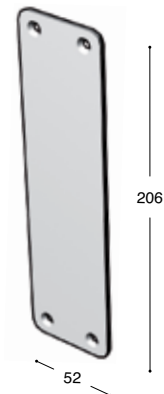
ARTICLE NO.	REF.NO.	DESCRIPTION
951547	3003-0138	Toilet indicator set disabled, 38 mm centre



BACK PLATES 52 MM




Blind plate 5201-0100



Blind plate for doors where lever handle, cylinder or thumbturn is not required.

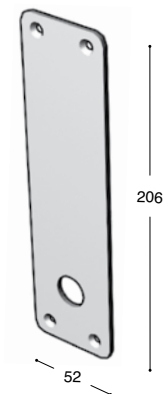
Size: 52 x 206 x 2 mm.

Back plates are supplied without fixing screws.

Ruko-Line is manufactured in satin stainless steel grade AISI 316L.

ARTICLE NO.	REF.NO.	DESCRIPTION
951557	5201-0100	Blind plate 52 mm

Back plate 5202-0100



Back plate with hole for lever handle. Fits Evolution and modular lockcases.

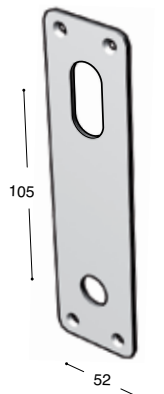
Size: 52 x 206 x 2 mm.

Back plates are supplied without fixing screws.

Ruko-Line is manufactured in satin stainless steel grade AISI 316L.

ARTICLE NO.	REF.NO.	DESCRIPTION
951558	5202-0100	Back plate 52 mm

Back plate 5203-0105



Back plate with hole for Scandinavian oval cylinder and lever handle. Fits Evolution and modular lockcases.

Size: 52 x 206 x 2 mm. Centre distance 105 mm.

Back plates are supplied without fixing screws.

Ruko-Line is manufactured in satin stainless steel grade AISI 316L.

ARTICLE NO.	REF.NO.	DESCRIPTION
951559	5203-0105	Back plate 52 mm



BACK PLATES 52 MM

Back plate 5232-0105

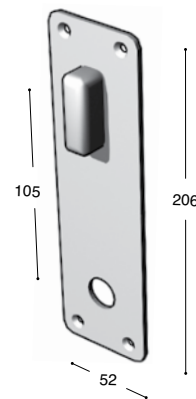
Back plate with thumbturn and hole for lever handle. Fits Evolution and modular lockcases.

Size: 52 x 206 x 2 mm. Centre distance 105 mm.

The back plate is supplied with cylinder screws M5 x 28 and follower.

Back plates are supplied without fixing screws.

Ruko-Line is manufactured in satin stainless steel grade AISI 316L.



ARTICLE NO.	REF.NO.	DESCRIPTION
951567	5232-0105	Back plate 52 mm

Back plate 5233-0105


Back plate with disabled thumbturn and hole for lever handle. Fits Evolution and modular lockcases.

Size: 52 x 206 x 2 mm. Centre distance 105 mm.

The back plate is supplied with cylinder screws M5 x 28 and follower.

Back plates are supplied without fixing screws.

Ruko-Line is manufactured in satin stainless steel grade AISI 316L.

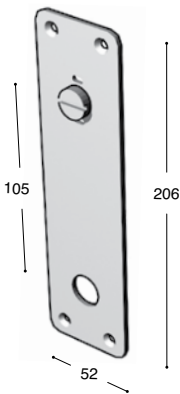


ARTICLE NO.	REF.NO.	DESCRIPTION
951568	5233-0105	Back plate 52 mm

BACK PLATES 52 MM




Back plate 5230-0105



Back plate with red/white indicator, emergency release and hole for lever handle. Fits Evolution and modular lockcases.

Size: 52 x 206 x 2 mm. Centre distance 105 mm.

To be used with interior back plate 5232-0105 or 5233-0105.

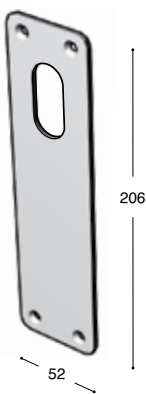
The back plate is supplied with 5 x 5 mm spindle and follower.

Back plates are supplied without fixing screws.

Ruko-Line is manufactured in satin stainless steel grade AISI 316L.

ARTICLE NO.	REF.NO.	DESCRIPTION
951565	5230-0105	Back plate 52 mm

Back plate 5206-0100



Back plate with hole for Scandinavian oval cylinder. Fits Evolution and modular lockcases.

Size: 52 x 206 x 2 mm.

Back plates are supplied without fixing screws.

Ruko-Line is manufactured in satin stainless steel grade AISI 316L.

ARTICLE NO.	REF.NO.	DESCRIPTION
951562	5206-0100	Back plate 52 mm



BACK PLATES 52 MM

Back plate 5205

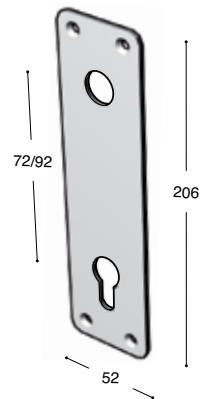
Back plate with hole for cylinder and lever handle. Fits DIN/EURO lockcases.

Size: 52 x 206 x 2 mm. Centre distance 72 or 92 mm.

Back plates are supplied without fixing screws.

Ruko-Line is manufactured in satin stainless steel grade AISI 316L.

ARTICLE NO.	REF.NO.	DESCRIPTION
951560	5205-0172	Back plate 52 mm
951561	5205-0192	Back plate 52 mm



Back plate 5208

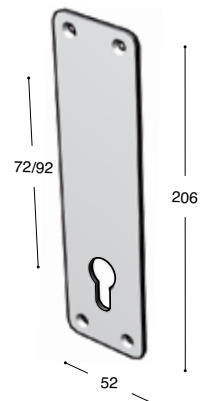
Back plate with hole for cylinder. Fits DIN/EURO lockcases.

Size: 52 x 206 x 2 mm. Centre distance 72 or 92 mm.

Back plates are supplied without fixing screws.

Ruko-Line is manufactured in satin stainless steel grade AISI 316L.

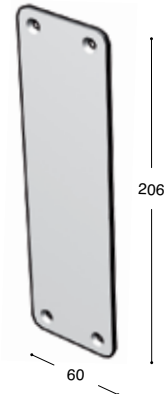
ARTICLE NO.	REF.NO.	DESCRIPTION
951563	5208-0172	Back plate 52 mm
951563	5208-0192	Back plate 52 mm



BACK PLATES 60 MM



Blind plate 6001-0100



Blind plate for doors where lever handle, cylinder or thumbturn is not required.

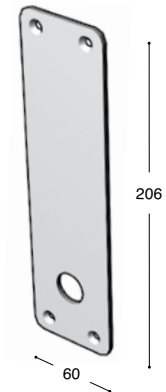
Size: 60 x 206 x 2 mm.

Back plates are supplied without fixing screws.

Ruko-Line is manufactured in satin stainless steel grade AISI 316L.

ARTICLE NO.	REF.NO.	DESCRIPTION
951578	6001-0100	Blind plate 60 mm

Back plate 6002-0100



Back plate with hole for lever handle. Fits Evolution and modular lockcases.

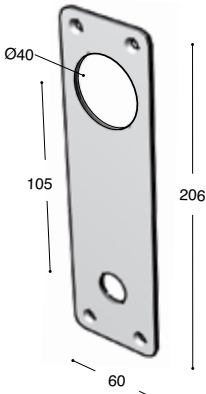
Size: 60 x 206 x 2 mm.

Back plates are supplied without fixing screws.

Ruko-Line is manufactured in satin stainless steel grade AISI 316L.

ARTICLE NO.	REF.NO.	DESCRIPTION
951579	6002-0100	Back plate 60 mm

Back plate 6004-0111



Back plate with hole for Scandinavian Ø40 cylinder and lever handle. Fits Evolution and modular lockcases.

Size: 60 x 206 x 2 mm. Centre distance 105 mm.

Back plates are supplied without fixing screws.

Ruko-Line is manufactured in satin stainless steel grade AISI 316L.

ARTICLE NO.	REF.NO.	DESCRIPTION
951580	6004-0111	Back plate 60 mm



BACK PLATES 60 MM

Back plate 6007-0100

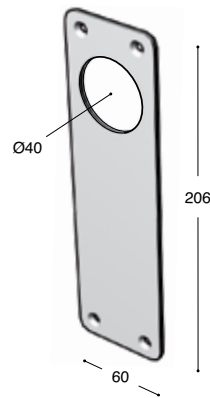
Back plate with hole for Scandinavian Ø40 cylinder. Fits Evolution and modular lockcases.

Size: 60 x 206 x 2 mm. Centre distance 105 mm.

Back plates are supplied without fixing screws.

Ruko-Line is manufactured in satin stainless steel grade AISI 316L.

ARTICLE NO.	REF.NO.	DESCRIPTION
951581	6007-0100	Back plate 60 mm



Back plate 6012-0105

Back plate with thumbturn and hole for lever handle. Fits Evolution and modular lockcases.

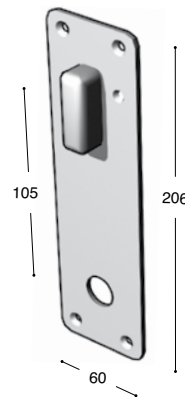
Size: 60 x 206 x 2 mm. Centre distance 105 mm.

The back plate is supplied with 2 pcs M5 x 28 cylinder screws and follower

Back plates are supplied without fixing screws.

Ruko-Line is manufactured in satin stainless steel grade AISI 316L.


ARTICLE NO.	REF.NO.	DESCRIPTION
951583	6012-0105	Back plate 60 mm



BACK PLATES 60 MM




Back plate 6013-0105



Back plate with disabled thumbturn and hole for lever handle. Fits Evolution and modular lockcases.

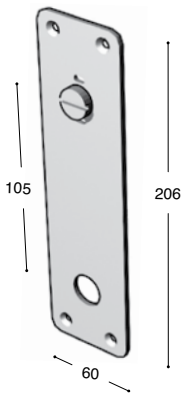
Size: 60 x 206 x 2 mm. Centre distance 105 mm.

Back plates are supplied without fixing screws.

Ruko-Line is manufactured in satin stainless steel grade AISI 316L.

ARTICLE NO.	REF.NO.	DESCRIPTION
951584	6013-0105	Back plate 60 mm

Back plate 6030-0105



Back plate with red/white indicator, emergency release and hole for lever handle. Fits Evolution and modular lockcases.

To be used with internal back plates 6032-0105 and 6033-0105.

Size: 60 x 206 x 2 mm. Centre distance 105 mm.

The back plate is supplied with 5 x 5 mm spindle and follower.

Back plates are supplied without fixing screws.

Ruko-Line is manufactured in satin stainless steel grade AISI 316L.

ARTICLE NO.	REF.NO.	DESCRIPTION
951588	6030-0105	Back plate 60 mm



BACK PLATES 60 MM

Back plate 6032-0105

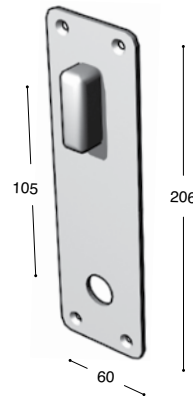
Back plate with thumbturn and hole for lever handle. Fits Evolution and modular lockcases.

Size: 60 x 206 x 2 mm. Centre distance 105 mm.

The back plate is supplied with 2 pcs M5 x 28 mm cylinder screws and follower.

Back plates are supplied without fixing screws.

Ruko-Line is manufactured in satin stainless steel grade AISI 316L.



ARTICLE NO.	REF.NO.	DESCRIPTION
951590	6032-0105	Back plate 60 mm

Back plate 6033-0105


Back plate with disabled thumbturn and hole for lever handle. Fits Evolution and modular lockcases.

Size: 60 x 206 x 2 mm. Centre distance 105 mm.

The back plate is supplied with 2 pcs M5 x 28 mm cylinder screws and follower.

Back plates are supplied without fixing screws.

Ruko-Line is manufactured in satin stainless steel grade AISI 316L.



ARTICLE NO.	REF.NO.	DESCRIPTION
951591	6033-0105	Back plate 60 mm

Back plate 6052-0100

Back plate with thumbturn. Fits Evolution and modular lockcases.

Size: 60 x 206 x 2 mm.

The back plate is supplied with 2 pcs M5 x 28 mm cylinder screws and follower.

Back plates are supplied without fixing screws.

Ruko-Line is manufactured in satin stainless steel grade AISI 316L.



ARTICLE NO.	REF.NO.	DESCRIPTION
951596	6052-0100	Back plate 60 mm

BACK PLATES 60 MM




Back plate 6053-0100



Back plate with disabled thumbturn. Fits Evolution and modular lockcases.

Size: 60 x 206 x 2 mm.

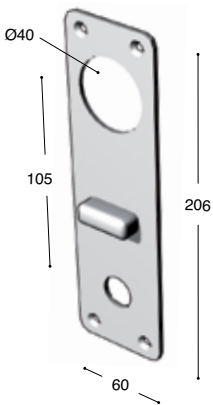
The back plate is supplied with 2 pcs M5 x 28 mm cylinder screws and follower.

Back plates are supplied without fixing screws.

Ruko-Line is manufactured in satin stainless steel grade AISI 316L.

ARTICLE NO.	REF.NO.	DESCRIPTION
951597	6053-0100	Back plate 60 mm

Back plate 6090-0111



Back plate with hole for Scandinavian Ø40 cylinder, thumbturn and hole for lever handle. Fits Evolution and modular lockcases type 2002/2000.

On exterior side, use back plate 6004-111 for cylinder and lever handle.

Size: 60 x 206 x 2 mm. Centre distance 105 mm.

The back plate is supplied with 5 x 5 mm spindle.

Back plates are supplied without fixing screws.

Ruko-Line is manufactured in satin stainless steel grade AISI 316L.

ARTICLE NO.	REF.NO.	DESCRIPTION
951601	6090-0111	Back plate 60 mm



BACK PLATES 32 MM

Narrow stile back plate 6405

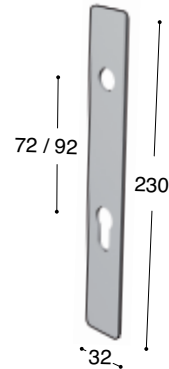
Pair of narrow stile back plates. Fits narrow stile DIN/EURO lockcases.

Size 32 x 230 x 2 mm. Centre distance 72 or 92 mm.

Supplied with 3 pcs M4 x 75 mm screws.

Ruko-Line is manufactured in satin stainless steel grade AISI 316L.

ARTICLE NO.	REF.NO.	DESCRIPTION
951642	6405-0172	Narrow stile back plate 32 mm, 72 mm centre distance
951643	6405-0192	Narrow stile back plate 32 mm, 92 mm centre distance



Narrow stile back plate 6408

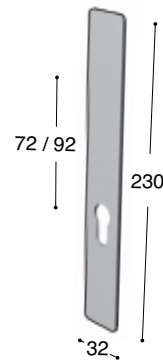
Pair of narrow stile back plates. Fits narrow stile DIN lockcases.

Size 32 x 230 x 2 mm. Centre distance 72 or 92 mm.

Supplied with 3 pcs M4 x 75 mm screws.

Ruko-Line is manufactured in satin stainless steel grade AISI 316L.

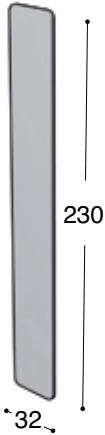
ARTICLE NO.	REF.NO.	DESCRIPTION
951644	6408-0172	Narrow stile back plate 32 mm, 72 mm centre distance
951645	6408-0192	Narrow stile back plate 32 mm, 92 mm centre distance



BACK PLATES 32 MM




Narrow stile blind plate 6201-0100



Narrow stile external blind plate. Fits Assa narrow stile lockcases 1360 series.

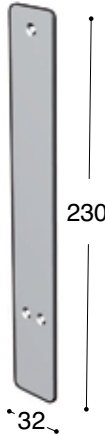
Size 32 x 230 x 2 mm.

Supplied with 3 pcs. M5x75 mm through going screws

Ruko-Line is manufactured in satin stainless steel grade AISI 316L.

ARTICLE NO.	REF.NO.	DESCRIPTION
951602	6201-0100	Narrow stile blind plate 32 mm

Narrow stile blind plate 6201-0101



Narrow stile internal blind plate. Fits Assa narrow stile lockcases 1360 series.

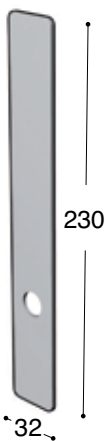
Size 32 x 230 x 2 mm.

Supplied without screws.

Ruko-Line is manufactured in satin stainless steel grade AISI 316L.

ARTICLE NO.	REF.NO.	DESCRIPTION
951459	6201-0101	Narrow stile blind plate 32 mm

Narrow stile back plate 6202-0100



Narrow stile external back plate with hole for lever handle. Fits Assa narrow stile lockcases 1360 series.

Size 32 x 230 x 2 mm.

Supplied with 3 pcs. M5 x 75 mm through going screws

Ruko-Line is manufactured in satin stainless steel grade AISI 316L.

ARTICLE NO.	REF.NO.	DESCRIPTION
951603	6202-0100	Narrow stile back plate 32 mm



BACK PLATES 32 MM

Narrow stile back plate 6202-0101

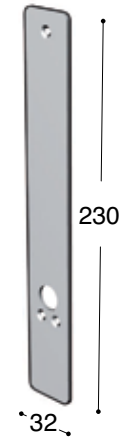
Narrow stile internal back plate with hole for lever handle. Fits Assa narrow stile lockcases 1360 series.

Size 32 x 230 x 2 mm.

Supplied without screws.

Ruko-Line is manufactured in satin stainless steel grade AISI 316L.

ARTICLE NO.	REF.NO.	DESCRIPTION
951460	6202-0101	Narrow stile back plate 32 mm



Narrow stile back plate 6288

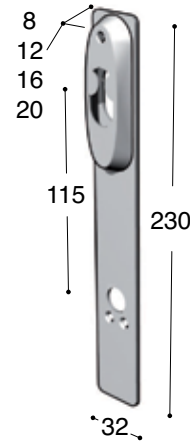
Narrow stile internal back plate with hole for Scandinavian rokoko cylinder and lever handle. Fits Assa narrow stile lockcases 1360 series.

Size 32 x 230 x 2 mm. Centre distance 115 mm.

Supplied without screws.

Ruko-Line is manufactured in satin stainless steel grade AISI 316L.

ARTICLE NO.	REF.NO.	DESCRIPTION
951618	6288-0108	Narrow stile back plate 32 mm, 8 mm
951619	6288-0112	Narrow stile back plate 32 mm, 12 mm
951620	6288-0116	Narrow stile back plate 32 mm, 16 mm
951621	6288-0120	Narrow stile back plate 32 mm, 20 mm



Narrow stile back plate 6287

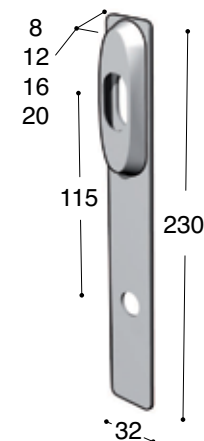
Narrow stile external back plate with hole for Scandinavian oval cylinder and lever handle. Fits Assa narrow stile lockcases 1360 series.

Size 32 x 230 x 2 mm. Centre distance 115 mm.

Supplied with 3 pcs. M5 x 75 mm screws.

Ruko-Line is manufactured in satin stainless steel grade AISI 316L.


ARTICLE NO.	REF.NO.	DESCRIPTION
951614	6287-0108	Narrow stile back plate 32 mm, 8 mm
951615	6287-0112	Narrow stile back plate 32 mm, 12 mm
951616	6287-0116	Narrow stile back plate 32 mm, 16 mm
951617	6287-0120	Narrow stile back plate 32 mm, 20 mm



BACK PLATES 32 MM




Narrow stile back plate 6231-0105



Narrow stile internal back plate with thumbturn and hole for lever handle. Fits Assa narrow stile lockcases 1360 series.

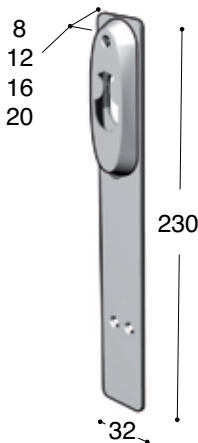
Size 32 x 230 x 2 mm. Centre distance 115 mm.

Supplied without screws.

Ruko-Line is manufactured in satin stainless steel grade AISI 316L.

ARTICLE NO.	REF.NO.	DESCRIPTION
951604	6231-0105	Narrow stile back plate 32 mm

Narrow stile back plate 6286



Narrow stile internal back plate with hole for Scandinavian rokoko cylinder. Fits Assa narrow stile lockcases 1360 series.

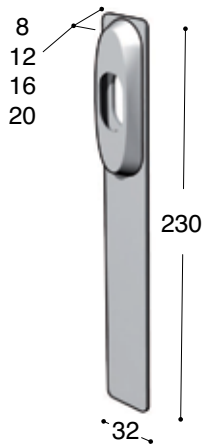
Size 32 x 230 x 2 mm. Centre distance 115 mm.

Supplied without screws.

Ruko-Line is manufactured in satin stainless steel grade AISI 316L.

ARTICLE NO.	REF.NO.	DESCRIPTION
951610	6286-0108	Narrow stile back plate 32 mm, 8 mm
951611	6286-0112	Narrow stile back plate 32 mm, 12 mm
951612	6286-0116	Narrow stile back plate 32 mm, 16 mm
951613	6286-0120	Narrow stile back plate 32 mm, 20 mm

Narrow stile back plate 6285



Narrow stile external back plate with hole for Scandinavian oval cylinder. Fits Assa narrow stile lockcases 1360 series.

Size 32 x 230 x 2 mm. Centre distance 115 mm.

Supplied with 3 pcs. M5 x 75 mm screws.

ARTICLE NO.	REF.NO.	DESCRIPTION
951606	6285-0108	Narrow stile back plate 32 mm, 8 mm
951607	6285-0112	Narrow stile back plate 32 mm, 12 mm
951608	6285-0116	Narrow stile back plate 32 mm, 16 mm
951609	6285-0120	Narrow stile back plate 32 mm, 20 mm



BACK PLATES 32 MM

Narrow stile back plate 6272-0100

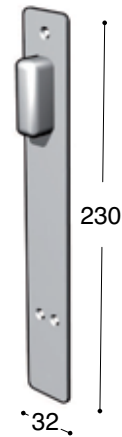
Narrow stile internal back plate with thumbturn. Fits Assa narrow stile lockcases 1360 series.

Size 32 x 230 x 2 mm. Centre distance 115 mm.

Supplied without screws.

Ruko-Line is manufactured in satin stainless steel grade AISI 316L.

ARTICLE NO.	REF.NO.	DESCRIPTION
951605	6272-0100	Narrow stile back plate 32 mm



Narrow stile blind plate 6301-0100

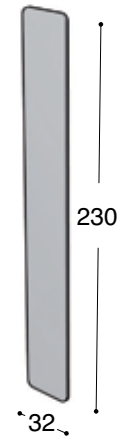
Narrow stile external blind plate. Fits Evolution narrow stile lockcases.

Size 32 x 230 x 2 mm. Centre distance 105 mm

Supplied with 2 pcs. M5 x 75 mm through going screws

Ruko-Line is manufactured in satin stainless steel grade AISI 316L.

ARTICLE NO.	REF.NO.	DESCRIPTION
951622	6301-0100	Narrow stile blind plate 32 mm



Narrow stile blind plate 6301-0101

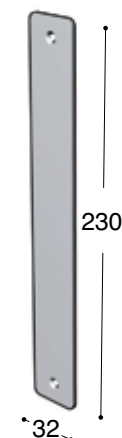
Narrow stile internal blind plate. Fits Evolution narrow stile lockcases.

Size 32 x 230 x 2 mm. Centre distance 105 mm

Supplied without screws.

Ruko-Line is manufactured in satin stainless steel grade AISI 316L.

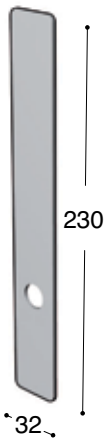
ARTICLE NO.	REF.NO.	DESCRIPTION
951465	6301-0101	Narrow stile blind plate 32 mm



BACK PLATES 32 MM




Narrow stile back plate 6302-0100



Narrow stile external blind plate with hole for lever handle. Fits Evolution narrow stile lockcases.

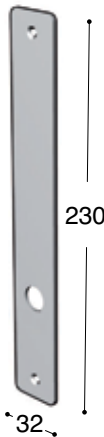
Size 32 x 230 x 2 mm. Centre distance 105 mm.

Supplied with 2 pcs. M5 x 75 mm through going screws

Ruko-Line is manufactured in satin stainless steel grade AISI 316L.

ARTICLE NO.	REF.NO.	DESCRIPTION
951623	6302-0100	Narrow stile back plate 32 mm

Narrow stile back plate 6302-0101



Narrow stile internal blind plate with hole for lever handle. Fits Evolution narrow stile lockcases.

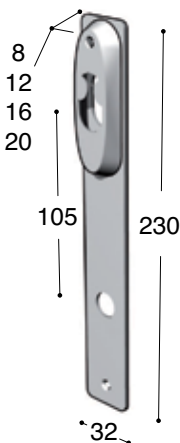
Size 32 x 230 x 2 mm. Centre distance 105 mm.

Supplied without screws.

Ruko-Line is manufactured in satin stainless steel grade AISI 316L.

ARTICLE NO.	REF.NO.	DESCRIPTION
951466	6302-0101	Narrow stile back plate 32 mm

Narrow stile back plate 6388



Narrow stile internal back plate with hole for Scandinavian rokoko cylinder. Fits Evolution narrow stile lockcases.

Size 32 x 230 x 2 mm. Centre distance 105 mm.

Supplied without screws.

Ruko-Line is manufactured in satin stainless steel grade AISI 316L.

ARTICLE NO.	REF.NO.	DESCRIPTION
951638	6388-0108	Narrow stile back plate 32 mm, 8 mm
951639	6388-0112	Narrow stile back plate 32 mm, 12 mm
951640	6388-0116	Narrow stile back plate 32 mm, 16 mm
951641	6388-0120	Narrow stile back plate 32 mm, 20 mm



BACK PLATES 32 MM

Narrow stile back plate 6387

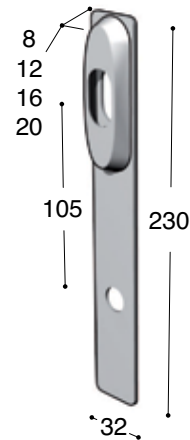
Narrow stile external back plate with hole for Scandinavian oval cylinder. Fits Evolution narrow stile lockcases.

Size 32 x 230 x 2 mm. Centre distance 105 mm.

Supplied with 2 pcs. M5 x 75 mm screws.

Ruko-Line is manufactured in satin stainless steel grade AISI 316L.

ARTICLE NO.	REF.NO.	DESCRIPTION
951614	6387-0108	Narrow stile back plate 32 mm, 8 mm
951615	6387-0112	Narrow stile back plate 32 mm, 12 mm
951616	6387-0116	Narrow stile back plate 32 mm, 16 mm
951617	6387-0120	Narrow stile back plate 32 mm, 20 mm



Narrow stile back plate 6331-0105


Narrow stile internal back plate with thumbturn and hole for lever handle. Fits Evolution narrow stile lockcases.

Size 32 x 230 x 2 mm. Centre distance 105 mm.

Supplied without screws.

Ruko-Line is manufactured in satin stainless steel grade AISI 316L.

ARTICLE NO.	REF.NO.	DESCRIPTION
951624	6331-0105	Narrow stile back plate 32 mm



Narrow stile back plate 6386

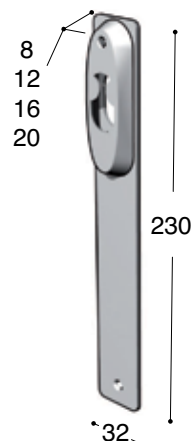
Narrow stile internal back plate with hole for Scandinavian rokoko cylinder. Fits Evolution narrow stile lockcases.

Size 32 x 230 x 2 mm. Centre distance 105 mm.

Supplied without screws.

Ruko-Line is manufactured in satin stainless steel grade AISI 316L.

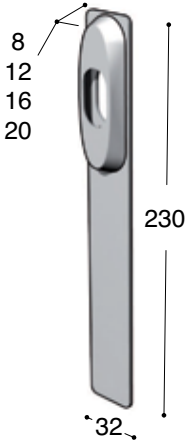
ARTICLE NO.	REF.NO.	DESCRIPTION
951630	6386-0108	Narrow stile back plate 32 mm, 8 mm
951631	6386-0112	Narrow stile back plate 32 mm, 12 mm
951632	6386-0116	Narrow stile back plate 32 mm, 16 mm
951633	6386-0120	Narrow stile back plate 32 mm, 20 mm



BACK PLATES 32 MM




Narrow stile back plate 6385



Narrow stile external back plate with hole for Scandinavian oval cylinder. Fits Evolution narrow stile lockcases.

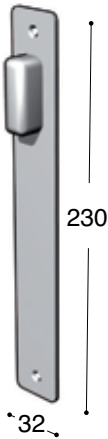
Size 32 x 230 x 2 mm. Centre distance 105 mm.

Supplied with 2 pcs. M5 x 75 mm screws.

Ruko-Line is manufactured in satin stainless steel grade AISI 316L.

ARTICLE NO.	REF.NO.	DESCRIPTION
951626	6385-0108	Narrow stile back plate 32 mm, 8 mm
951627	6385-0112	Narrow stile back plate 32 mm, 12 mm
951628	6385-0116	Narrow stile back plate 32 mm, 16 mm
951629	6385-0120	Narrow stile back plate 32 mm, 20 mm

Narrow stile back plate 6372-0100



Narrow stile internal back plate with thumbturn. Fits Evolution narrow stile lockcases.

Size 32 x 230 x 2 mm. Centre distance 105 mm.

Supplied without screws.

Ruko-Line is manufactured in satin stainless steel grade AISI 316L.

ARTICLE NO.	REF.NO.	DESCRIPTION
951625	6372-0100	Narrow stile back plate 32 mm



SQUARE PLATES

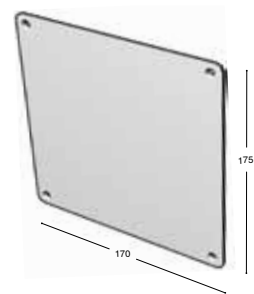
Square plate 6501-0100

Blind plate for doors where lever handle, cylinder or thumbturn is not required.

Size: 170 x 175 x 2 mm.

Square plates are supplied without fixing screws.

Ruko-Line is manufactured in satin stainless steel grade AISI 316L.



ARTICLE NO.	REF.NO.	DESCRIPTION
951646	6501-0000	Square plate

Square plate 6502

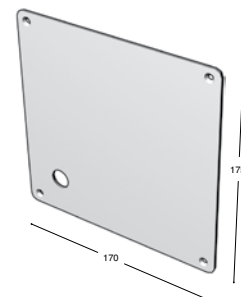
Square plate with hole for leverhandle. Fits Evolution and modular lockcases.

Size: 170 x 175 x 2 mm.

Square plates are handed.

Square plates are supplied without fixing screws.

Ruko-Line is manufactured in satin stainless steel grade AISI 316L.

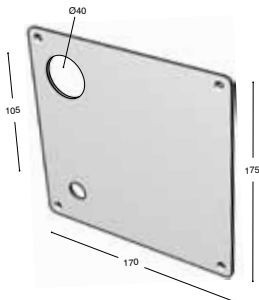


ARTICLE NO.	REF.NO.	DESCRIPTION
951647	6502-1100	Square plate, right
951648	6502-1200	Square plate, left

SQUARE PLATES




Square plate 6504



Square plate with hole for Scandinavian Ø40 cylinder and lever handle. Fits Evolution and modular lockcases.

Size: 170 x 175 x 2 mm. Centre distance 105 mm.

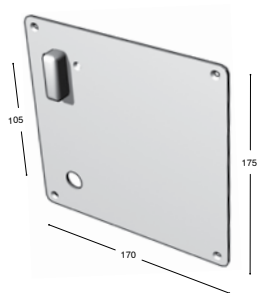
Square plates are handed.

Square plates are supplied without fixing screws.

Ruko-Line is manufactured in satin stainless steel grade AISI 316L.

ARTICLE NO.	REF.NO.	DESCRIPTION
951649	6504-1111	Square plate, right
951650	6504-1211	Square plate, left

Square plate 6512



Square plate with thumbturn and hole for lever handle. Fits Evolution and modular lockcases.

Size: 170 x 175 x 2 mm. Centre distance 105 mm.

The square plate is supplied with 2 pcs M5 x 28 mm cylinder screws and follower.

Square plates are handed.

Square plates are supplied without fixing screws.

Ruko-Line is manufactured in satin stainless steel grade AISI 316L.

ARTICLE NO.	REF.NO.	DESCRIPTION
951653	6512-1105	Square plate, right
951654	6512-1205	Square plate, left



SQUARE PLATES

Square plate 6513

Square plate with disabled thumbturn and hole for lever handle. Fits Evolution and modular lockcases.

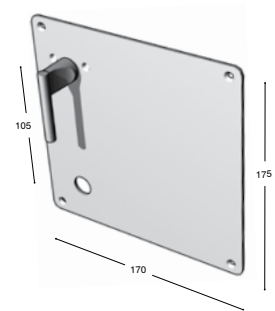
Size: 170 x 175 x 2 mm. Centre distance 105 mm.

The square plate is supplied with 2 pcs M5 x 28 mm cylinder screws and follower.

Square plates are handed.

Square plates are supplied without fixing screws.

Ruko-Line is manufactured in satin stainless steel grade AISI 316L.



ARTICLE NO.	REF.NO.	DESCRIPTION
951653	6513-1105	Square plate, right
951654	6513-1205	Square plate, left

Square plate 6530

Square plate with red/white indicator, emergency release and hole for lever handle. Fits Evolution and modular lockcases.

Size: 170 x 175 x 2 mm. Centre distance 105 mm.

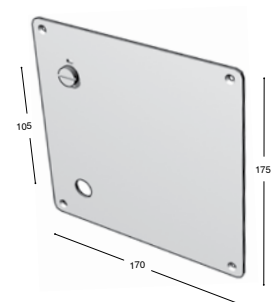
To be used with external square plate 6532 or 6533.

The square plate is supplied with 5 x 5 mm spindle and follower.

Square plates are handed.

Square plates are supplied without fixing screws.

Ruko-Line is manufactured in satin stainless steel grade AISI 316L.

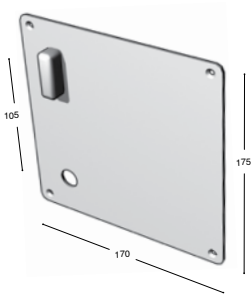


ARTICLE NO.	REF.NO.	DESCRIPTION
951663	6530-1105	Square plate, right
951664	6530-1205	Square plate, left

SQUARE PLATES




Square plate 6532



Square plate with thumbturn and hole for lever handle. Fits Evolution and modular lockcases.

Size: 170 x 175 x 2 mm. Centre distance 105 mm.

The square plate is supplied with 2 pcs M5 x 28 mm cylinder screws and follower.

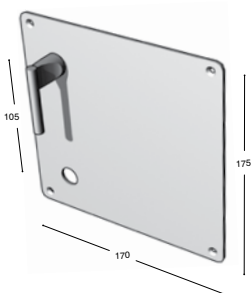
Square plates are handed.

Square plates are supplied without fixing screws.

Ruko-Line is manufactured in satin stainless steel grade AISI 316L.

ARTICLE NO.	REF.NO.	DESCRIPTION
951667	6532-1105	Square plate, right
951668	6532-1205	Square plate, left

Square plate 6533



Square plate with disabled thumbturn and hole for lever handle. Fits Evolution and modular lockcases.

Size: 170 x 175 x 2 mm. Centre distance 105 mm.

The square plate is supplied with 2 pcs M5 x 28 mm cylinder screws and follower.

Square plates are handed.

Square plates are supplied without fixing screws.

Ruko-Line is manufactured in satin stainless steel grade AISI 316L.

ARTICLE NO.	REF.NO.	DESCRIPTION
951669	6533-1105	Square plate, right
951670	6533-1205	Square plate, left



DOOR STOPS

Door stop 9001-0145

Floor door stop with black rubber buffer.

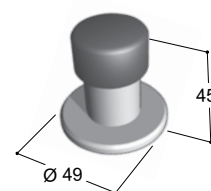
Height: 45 mm

Door stops are supplied without fixing screws.

Ruko-Line is manufactured in satin stainless steel grade AISI 316L



ARTICLE NO.	REF.NO.	DESCRIPTION
951723	9001-0145	Floor door stop, 45 mm



Door stop 9001-0185

Wall door stop with black rubber buffer.

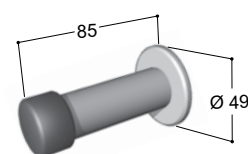
Height: 85 mm

Door stops are supplied without fixing screws.

Ruko-Line is manufactured in satin stainless steel grade AISI 316L



ARTICLE NO.	REF.NO.	DESCRIPTION
951724	9002-0185	Wall door stop, 85 mm



DOOR STOPS



Door stop 9003-0115

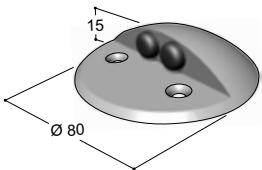


Floor door stop with black rubber buffer.

Height: 15 mm

Door stops are supplied without fixing screws.

Ruko-Line is manufactured in satin stainless steel grade AISI 316L



ARTICLE NO.	REF.NO.	DESCRIPTION
951726	9003-0115	Floor door stop, 15 mm

Door stop 9003-0130

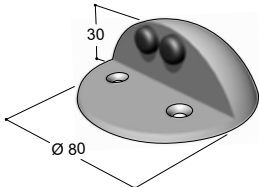


Floor door stop with black rubber buffer.

Height: 30 mm

Door stops are supplied without fixing screws.

Ruko-Line is manufactured in satin stainless steel grade AISI 316L



ARTICLE NO.	REF.NO.	DESCRIPTION
951727	9003-0130	Floor door stop, 30 mm

PULL HANDLES

Pull handle 7016

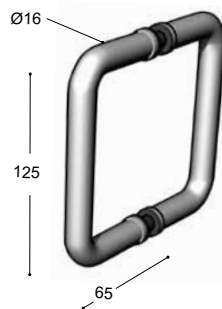
Pair of straight pull handles for door thickness 10 - 70 mm.

Size: 16 mm diameter x 125 mm centre distance.

Pull handles are supplied with bolts and glass door accessories.

Ruko-Line is manufactured in satin stainless steel grade AISI 316L.

ARTICLE NO.	REF.NO.	DESCRIPTION
951701	7016-02125	Straight pull handle 16 x 125 mm



Pull handle 7019


Straight pull handle for door thickness 10 - 70 mm.

Size: 19 mm diameter x 300 mm centre distance.

Pull handles are supplied with bolts and glass door accessories.

Ruko-Line is manufactured in satin stainless steel grade AISI 316L.

ARTICLE NO.	REF.NO.	DESCRIPTION
951703	7019-01300	Single straight pull handle 19 x 300 mm
951704	7019-02300	Pair of straight pull handles 19 x 300 mm



Pull handle 7119

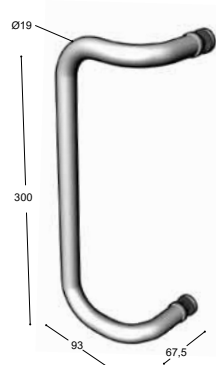
Cranked pull handles for door thickness 10 - 70 mm.

Size: 19 mm diameter x 300 mm centre distance.

Pull handles are supplied with bolts and glass door accessories.

Ruko-Line is manufactured in satin stainless steel grade AISI 316L.


ARTICLE NO.	REF.NO.	DESCRIPTION
951705	7119-01300	Single cranked pull handle 19 x 300 mm
951706	7119-02300	Pair of cranked pull handles 19 x 300 mm



PULL HANDLES




Pull handle 7025



Straight pull handle for door thickness 10 - 70 mm.


Size: 25 mm diameter x 300 mm centre distance.

Pull handles are supplied with bolts and glass door accessories.

Ruko-Line is manufactured in satin stainless steel grade AISI 316L.

ARTICLE NO.	REF.NO.	DESCRIPTION
951707	7025-01300	Single straight pull handle 25 x 300 mm
951708	7025-02300	Pair of straight pull handles 25 x 300 mm

Pull handle 7125



Cranked pull handles for door thickness 10 - 70 mm.

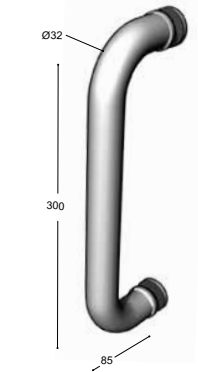
Size: 25 mm diameter x 300 mm centre distance.

Pull handles are supplied with bolts and glass door accessories.

Ruko-Line is manufactured in satin stainless steel grade AISI 316L.

ARTICLE NO.	REF.NO.	DESCRIPTION
951709	7125-01300	Single cranked pull handle 25 x 300 mm
951710	7125-02300	Pair of cranked pull handles 25 x 300 mm

Pull handle 7032



Straight pull handle for door thickness 10 - 70 mm.

Size: 32 mm diameter x 300 mm centre distance.

Pull handles are supplied with bolts and glass door accessories.

Ruko-Line is manufactured in satin stainless steel grade AISI 316L.

ARTICLE NO.	REF.NO.	DESCRIPTION
951711	7032-01300	Single straight pull handle 32 x 300 mm
951712	7032-02300	Pair of straight pull handles 32 x 300 mm

PULL HANDLES

Pull handle 7032


Straight pull handles for door thickness 10 - 70 mm.

Size: 32 mm diameter x 650 mm centre distance.

Pull handles are supplied with bolts and glass door accessories.

Ruko-Line is manufactured in satin stainless steel grade AISI 316L.

ARTICLE NO.	REF.NO.	DESCRIPTION
951713	7032-01650	Single straight pull handle 32 x 650 mm
951714	7032-02650	Pair of straight pull handles 32 x 650 mm



Pull handle 7132

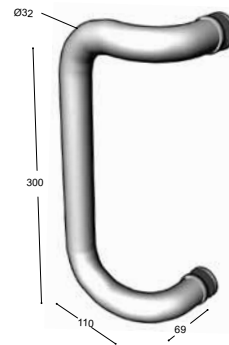
Cranked pull handle for door thickness 10 - 70 mm.

Size: 32 mm diameter x 300 mm centre distance.

Pull handles are supplied with bolts and glass door accessories.

Ruko-Line is manufactured in satin stainless steel grade AISI 316L.

ARTICLE NO.	REF.NO.	DESCRIPTION
951715	7132-01300	Single cranked pull handle 32 x 300 mm
951716	7132-02300	Pair of cranked pull handles 32 x 300 mm



Pull handle 7132

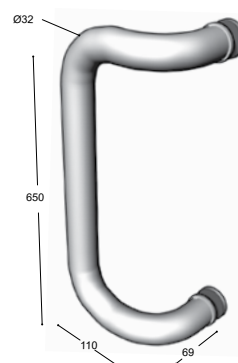
Cranked pull handle for door thickness 10 - 70 mm.

Size: 32 mm diameter x 650 mm centre distance.

Pull handles are supplied with bolts and glass door accessories.

Ruko-Line is manufactured in satin stainless steel grade AISI 316L.

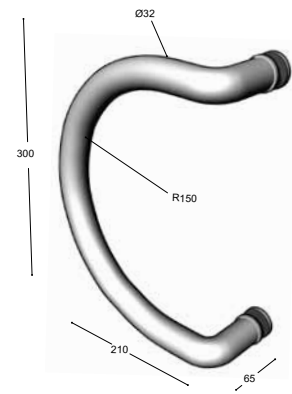
ARTICLE NO.	REF.NO.	DESCRIPTION
951717	7132-01650	Single cranked pull handle 32 x 650 mm
951718	7132-02650	Pair of cranked pull handles 32 x 650 mm



PULL HANDLES



Pull handle 7232



Circular pull handle for door thickness 10 - 70 mm.

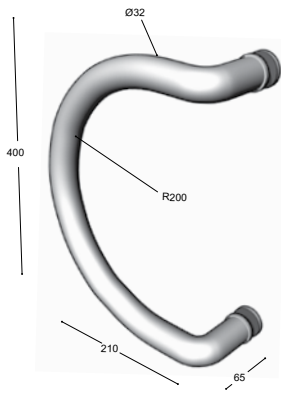
Size: 32 mm diameter x 300 mm centre distance.

Pull handles are supplied with bolts and glass door accessories.

Ruko-Line is manufactured in satin stainless steel grade AISI 316L.

ARTICLE NO.	REF.NO.	DESCRIPTION
951719	7232-01300	Single circular pull handle 32 x 300 mm
951720	7232-02300	Pair of circular pull handles 32 x 300 mm

Pull handle 7232



Circular pull handle for door thickness 10 - 70 mm.

Size: 32 mm diameter x 400 mm centre distance.

Pull handles are supplied with bolts and glass door accessories.

Ruko-Line is manufactured in satin stainless steel grade AISI 316L.

ARTICLE NO.	REF.NO.	DESCRIPTION
951721	7232-01400	Single circular pull handle 32 x 400 mm
951722	7232-02400	Pair of circular pull handles 32 x 400 mm



PULL HANDLES

Accessories for 16 and 19 mm pull handles

Fixing bolts for pair of pull handles. Supplied in set of 2 pcs.

7999-0685	Door thickness 10 - 45 mm
7999-0612	Door thickness 40 - 75 mm
7999-0614	Door thickness 70 - 105 mm
7999-0617	Door thickness 100 - 135 mm

Fixing bolts for single pull handles. Supplied in sets of 2 pcs.

7998-0665	Door thickness 10 - 45 mm
7998-0690	Door thickness 40 - 70 mm
7998-0612	Door thickness 65 - 103 mm
7998-0615	Door thickness 98 - 135 mm

Trust roses. Supplied in sets of 2 pcs. 7999-0625 25 mm diameter.

Glass door accessories. Supplied in pairs. 7999-0016.

Allen key screws. Supplied in sets of 4 pcs. 7999-0606.

ARTICLE NO.	REF.NO.	DESCRIPTION
951928	7999-0685	Door thickness 10 - 45 mm
951929	7999-0612	Door thickness 40 - 75 mm
951932	7999-0614	Door thickness 70 - 105 mm
951949	7999-0617	Door thickness 100 - 135 mm
951934	7998-0665	Door thickness 10 - 45 mm
951935	7998-0690	Door thickness 40 - 70 mm
951951	7998-0612	Door thickness 65 - 103 mm
951952	7998-0615	Door thickness 98 - 135 mm
951937	7999-0625	Trust roses 25 mm diameter
951943	7999-0016	Glass door accessories
951940	7999-0606	Allen key screws

PULL HANDLES



Accessories for 25 and 32 mm pull handles

Fixing bolts for pair of pull handles. Supplied in set of 2 pcs.

7999-1085	Door thickness 10 - 45 mm
7999-1012	Door thickness 40 - 75 mm
7999-1014	Door thickness 70 - 105 mm
7999-1017	Door thickness 100 - 135 mm

Pig nose bolts for single 25 mm pull handles. Supplied in sets of 2 pcs.

7998-1065	Door thickness 10 - 45 mm
7998-1090	Door thickness 40 - 70 mm
7998-1012	Door thickness 65 - 103 mm
7998-1015	Door thickness 98 - 135 mm

Pig nose bolts for single 32 mm pull handles. Supplied in sets of 2 pcs.

7997-1065	Door thickness 10 - 45 mm
7997-1090	Door thickness 40 - 70 mm
7997-1012	Door thickness 65 - 103 mm
7997-1015	Door thickness 98 - 135 mm

Trust roses. Supplied in sets of 2 pcs.

7999-1032	32 mm diameter for 25 mm pull handle
7999-1039	39 mm diameter for 32 mm pull handle

Glass door accessories. Supplied in pairs.

7999-0025	for 25 mm pull handles
7999-0032	for 32 mm pull handles

Allen key screws. Supplied in sets of 4 pcs.

7999-0607	for 25 mm pull handles
7999-0609	for 32 mm pull handles

ARTICLE NO.	REF.NO.	DESCRIPTION
951930	7999-1085	Bolts for door thickness 10 - 45 mm
951931	7999-1012	Bolts for door thickness 40 - 75 mm
951933	7999-1014	Bolts for door thickness 70 - 105 mm
951950	7999-1017	Bolts for door thickness 100 - 135 mm
951936	7998-1065	Bolts for 25 mm pulls door thickness 10 - 45 mm
951946	7998-1090	Bolts for 25 mm pulls door thickness 40 - 70 mm
951953	7998-1012	Bolts for 25 mm pulls door thickness 65 - 103 mm
951954	7998-1015	Bolts for 25 mm pulls door thickness 98 - 135 mm
951947	7997-1065	Bolts for 32 mm pulls door thickness 10 - 45 mm
951948	7997-1090	Bolts for 32 mm pulls door thickness 40 - 70 mm
951955	7997-1012	Bolts for 32 mm pulls door thickness 65 - 103 mm



PULL HANDLES

Accessories for 25 and 32 mm pull handles

ARTICLE NO.	REF.NO.	DESCRIPTION
951956	7997-1015	Bolts for 32 mm pulls door thickness 98 - 135 mm
951938	7999-1032	Trust roses for 25 mm pull handle
951939	7999-1039	Trust roses for 32 mm pull handle
951944	7999-0025	Glass door accessories for 25 mm pull handles
951945	7999-0032	Glass door accessories for 32 mm pull handles
951941	7999-0607	Allen key screws for 25 mm pull handles
951942	7999-0609	Allen key screws for 32 mm pull handles

SCREWS, TOOLS AND ACCESSORIES



M4 Screws



Cutable M4 screws for fixing of lever handles, toilet indicator sets etc.

Available in size M4 x 75 mm and M4 x 110 mm. Both with TX10 head.

ARTICLE NO.	REF.NO.	DESCRIPTION
951911	9999-0475	M4 x 75 mm screws
951912	9999-0410	M4 x 110 mm screws

M5 Screws



Cutable M5 screws for fixing of lever handles, toilet indicator sets etc.

Available in size M5 x 75 mm and M5 x 110 mm. Both with TX10 head.

ARTICLE NO.	REF.NO.	DESCRIPTION
951913	9999-0575	M5 x 75 mm screws
951914	9999-0510	M5 x 110 mm screws

Wood Screws

Wood screws for fixing of escutcheons etc.

Available in size 4.2 x 16 mm with TX10 head.

ARTICLE NO.	REF.NO.	DESCRIPTION
951927	9999-0416	4.2 x 16 mm screws



SCREWS, TOOLS AND ACCESSORIES

Spare parts for lever handles

Grub screws with TX10 head for Ruko-Line lever handles.

9999-0016 Grub screw for 16 mm lever handles

9999-0019 Grub screw for 19 mm lever handles

TX10 key for grub screws

9999-0009 TX10 key

Needle bearing and plastic ring for Ruko-Line lever handles.

9999-0001 Needle bearing

9999-0004 Plastic ring



ARTICLE NO.	REF.NO.	DESCRIPTION
951917	9999-0016	Grub screw for 16 mm lever handles
951918	9999-0019	Grub screw for 19 mm lever handles
951915	9999-0009	TX10 key
951900	9999-0001	Needle bearing
951903	9999-0004	Plastic ring



Ruko A/S
Marielundvej 20
2730 Herlev

Tel: +45 44 54 44 54

Fax: +45 44 54 44 44
e-mail: ruko@ruko.dk
www.ruko.dk

Ruko
ASSA ABLOY

ASSA ABLOY is the global leader in door opening solutions, dedicated to satisfying end-user needs for security, safety and convenience.

Ruko has been Denmark's leading supplier of locks and keys for more than 75 years. Today Ruko is a total supplier for the lock and security market, with a broad range of products and services which can help provide effective security in homes, institutions and commercial buildings. Ruko focuses on supplying quality products to the high security market, with an elegant and functional design produced and marketed with respect for human resources and the environment. Ruko works in close cooperation with its distributors who receive ongoing training in Ruko's extensive product range. For further information see www.ruko.dk or contact us by telephone or email.

